

ALL-NEW DISCOVERY



ABOVE & BEYOND





BY APPOINTMENT TO
HM THE QUEEN
MANUFACTURERS OF
MOTOR VEHICLES
JAGUAR LAND ROVER LIMITED
COVENTRY

BY APPOINTMENT TO
HRH THE DUKE OF EDINBURGH
MANUFACTURERS OF
MOTOR VEHICLES
JAGUAR LAND ROVER LIMITED
COVENTRY

BY APPOINTMENT TO
HRH THE PRINCE OF WALES
MANUFACTURERS OF
MOTOR VEHICLES
JAGUAR LAND ROVER LIMITED
COVENTRY



ABOVE & BEYOND

Ever since the first Land Rover vehicle was conceived in 1947, we have built vehicles that challenge what is possible. These in turn have challenged their owners to explore new territories and conquer difficult terrains. Our vehicles epitomise the values of the designers and engineers who have created them. Each one instilled with iconic British design cues, delivering capability with composure. Which is how we continue to break new ground, defy conventions and encourage each other to go further. Land Rover truly enables you to make more of your world, to go above and beyond.



CONTENTS

INTRODUCTION

| | |
|----------------------------------|---|
| The Concept of All-New Discovery | 6 |
| All-New Discovery – The Facts | 8 |

DESIGN

| | |
|--------------------------|----|
| Exterior | 11 |
| Interior | 15 |
| Seven Full-Size Seats | 19 |
| Intelligent Seat Fold | 19 |
| Space and Comfort | 21 |
| Stowage | 22 |
| Powered Inner Tailgate | 24 |
| Powered Gesture Tailgate | 24 |
| Loadspace Capacity | 26 |

DRIVING TECHNOLOGY

| | |
|---------------------------------|----|
| Testing | 28 |
| All-Terrain Technology | 31 |
| Terrain Response | 31 |
| All Terrain Progress Control | 31 |
| Hill Descent Control | 33 |
| Permanent 4 Wheel Drive Systems | 35 |

| | |
|------------------------|----|
| Suspension | 35 |
| Efficient Technologies | 37 |
| On-Road Dynamics | 38 |

DRIVER ASSISTANCE

| | |
|--------------|----|
| Driving Aids | 40 |
| Parking Aids | 45 |
| Towing Aids | 46 |

CONNECTIVITY.

| | |
|----------------------|----|
| Land Rover InControl | 50 |
| Audio Systems | 54 |
| Connectivity | 57 |
| Comfort For All | 59 |
| Activity Key | 63 |

TRANSMISSION AND ENGINES

| | |
|--------------------------------|----|
| 8-Speed Automatic Transmission | 65 |
| Diesel Engine | 66 |
| Petrol Engine | 67 |
| Engine Performance | 68 |

BODY AND CHASSIS

| | |
|------------------------|----|
| Strength and Stability | 68 |
|------------------------|----|

SAFETY

70

ENVIRONMENTAL

| | |
|----------------|----|
| Sustainability | 73 |
|----------------|----|

SPECIFICATIONS

| | |
|-------------------------------|-----|
| Choose Your Engine | 77 |
| Choose Your Model and Options | 78 |
| Choose Your Colour | 96 |
| Choose Your Wheels | 100 |
| Choose Your Interior | 102 |
| Choose Your Accessories | 110 |

TECHNICAL DETAILS

116

A WORLD OF LAND ROVER

118



Scan to view the All-New Discovery in action.

Vehicles shown are from the Land Rover global range. Vehicles shown feature optional wheels and a number of optional features. Specifications, options and availability will vary between markets and should be verified with your nearest Land Rover Retailer. Vehicle shown left is HSE Luxury in Namib Orange.

INTRODUCTION

THE CONCEPT OF ALL-NEW DISCOVERY

Ever since it first took to the streets, mud tracks and deserts in 1989, Discovery has blazed its own trail. From Alaska to Zambia, it has become synonymous with capability and versatility, whether off-road or in the city. All-New Discovery takes those characteristics, together with several innovations pioneered by Land Rover, to uncharted territories.

All-New Discovery is a quantum leap forward in SUV Design. A radical and sharply focused approach to embodying Land Rover's vision of the most versatile and capable SUV.

All-New Discovery combines the flexibility of a beautifully crafted full-size seven seat interior, packed full of ingenious design details, with dramatic proportions, clean modern lines and a dynamic silhouette.

So wherever you want to go, whoever and whatever you want to take, All-New Discovery is every vehicle you'll ever need.

Vehicle shown right is HSE Luxury in Namib Orange.
55.88 cm (22) wheel shown on the All-New Discovery is not available in market, please contact your local Land Rover Retailer for more information.



ALL-NEW DISCOVERY – THE FACTS

Form, function and exemplary levels of finesse are brought together to help create one of Land Rover's most compelling vehicles to date. Its inherent strength and off-road capabilities are matched only by its bold contemporary looks and alluring touches of luxury. Inside, astute use of space coupled with high quality design and use of premium materials enhance the vehicle's bold horizontal and vertical lines.

The versatility of the cabin is highlighted by the easily configurable optional seven seat layout and plentiful stowage, with clever use of space and refined comfort.

For full feature and option availability please refer to the accompanying Specification or visit your nearest Land Rover Retailer.

Vehicle shown right is HSE Luxury in Namib Orange.

55.88 cm (22) wheel shown on the All-New Discovery is not available in market, please contact your local Land Rover Retailer for more information.

SEVEN FULL-SIZE SEATS WITH INTELLIGENT SEAT FOLD

All-New Discovery features three rows of seats with Intelligent Seat Fold allowing you to configure the second and third row seating using switches located in the loadspace or on the main Touchscreen. See page 19 for details.

ACTIVITY KEY

A first for Land Rover, the Activity Key lets you live life to the full. Housed in a robust and fully waterproof wristband, it allows you to pursue a range of activities from sailing to skydiving, safe in the knowledge that your vehicle is always protected. See page 63 for details.

POWERED INNER TAILGATE

The first of its kind, this hands-free system provides a seating and loading platform and can also be used as a load retention barrier for when the tailgate is open. See page 24 for details.

UNRIVALLED TOWING

Over the years, Discovery has earned many accolades around the world for its towing capabilities, which is why so many would naturally expect this vehicle to live up to the most demanding expectations. It doesn't disappoint. All-New Discovery takes it to a new level, delivering an impressive towing capacity of up to 3 500 kg, ensuring it measures up to the vehicle's proud DNA. See page 46 for details.

SUPREME CAPABILITY

The vehicle's lineage and DNA are without question. Its all-terrain capability, wading ability and features such as Terrain Response 2 ensure All-New Discovery is always ready to get out there and tackle whatever comes over the horizon, no matter where that happens to be. See page 31 for details.

UNCOMPROMISED LOADSPACE CAPACITY

With over 2 400 l of loadspace, including generous underfloor stowage, ideal for wet or dirty gear, and the flexibility of seven seats, All-New Discovery is every vehicle you'll ever need. See page 26 for details.

COMMAND DRIVING POSITION

For a clearer view of the road ahead, All-New Discovery has been designed with the legendary Land Rover Command Driving Position. See page 41 for details.

GENEROUS LEGROOM WITH STADIUM SEATING

Every passenger enjoys optimum comfort and unparalleled views. Those in the second row have 954 mm legroom whilst, in the third row, 851 mm is available. See page 21 for details.

INTUITIVE CONNECTIVITY

All-New Discovery features the very latest suite of technologies, including InControl, a raft of USB ports and the latest in infotainment to keep you and your passengers connected and entertained. See page 50 for details.

CLEVER STOWAGE

From the fold down stowage behind the climate controls, to the upper and lower glove box and a comprehensive space below the centre console cupholders, All-New Discovery has stowage in places you simply would not expect. See page 22 for details.





DESIGN

EXTERIOR

The vehicle's exterior design is a revolutionary re-imagining of Discovery for the next generation.

All-New Discovery is beautifully proportioned for a full-size SUV, with sleek, wrap-around headlights and tail lights combining with short front and rear overhangs to reduce visual length. A fast windscreen angle, rising belt line and elegant, smoothly contoured shape, result in a streamlined and dynamic form which combines aerodynamic efficiency with class-leading interior space.

The body-coloured c-pillar, stepped roof and asymmetric element on the rear number plate panel all refer to the rich lineage of previous Discovery design.

Vehicle shown left is HSE Luxury in Namib Orange.
55.88 cm (22) wheel shown on the All-New Discovery is not available in market, please contact your local Land Rover Retailer for more information.



Clean flush elements, a dynamic rising waistline and wrap-around lights convey a strong sense of modernity. Cleverly designed LED lights have been developed to wrap-around the side of the vehicle to enable the indicators to be more visible to improve safety. LED lights are fitted as standard on SE, HSE and HSE Luxury.



Vehicle shown is HSE Luxury in Namib Orange.
55.88 cm (22) wheel shown on the All-New Discovery is not available in market, please contact your local Land Rover Retailer for more information.



All-New Discovery introduces a new level of refinement as demonstrated by its beautifully crafted and sculpted surfaces. The distinctive roof and feature lines rising towards the rear of the vehicle give it an assertive, recognisable stance that is further enhanced by the front and rear graphics.

Sophisticated and urbane, All-New Discovery epitomises the most compelling contemporary British design.



INTERIOR

The highly desirable interior is a re-imagining of the classic Discovery design elements with the striking use of strong horizontal and vertical lines connecting through the main fascia beam. The use of materials such as premium leather, authentic wood and metal finishers, coupled with focussed craftsmanship and precision, create an air of cultured modern living.

The 20.32 cm (8) or 25.4 cm (10) infotainment Touchscreen helps you connect to the outside world and puts a wealth of entertainment and information at your fingertips. The clever use of both seating design and stowage space helps deliver class-leading capability for you, your family and friends.



UNCOMPROMISING ATTENTION TO DETAIL

An eye for the minutiae. The finest materials. These are the qualities that our designers have carefully considered to help shape All-New Discovery's interior. Added to which, sumptuous leather, beautifully finished handcrafted wood veneers, Noble Chrome details, Brushed Aluminium finishers and crafted stitching can be incorporated throughout the interior for added luxury.



Interior shown is HSE Luxury in Nimbus/Espresso.




SEVEN FULL-SIZE SEATS

All-New Discovery's optional seven full-size seats truly exemplify comfort and versatility. Divided across three rows and readily deployable, no other vehicle in its class is so well appointed. For instance, the second row enjoys a 60:40 slide and recline configuration, coupled with a load-through facility. Stadium seating ensures everyone can see the road ahead in the greatest comfort whilst the stepped roof allows for greater headroom in the second and third rows; such clever use of space ensures everyone travels first class. Added to which, there are a number of comfort features available including heated seats across all three rows and cooled seats on the first and second row: please refer to page 61 for a full list of available options.

INTELLIGENT SEAT FOLD

On HSE and HSE Luxury, where third row seats are specified, there's a choice of ways you can easily deploy the seats with our optional Intelligent Seat Fold: from the Touchscreen or via switches located in the loadspace. You can reconfigure the seats without any fuss simply by using this feature. The powered seat folding mechanism uses an intelligent control system which ensures the seats, including the headrests, fold away seamlessly, safely and conveniently. The system understands when seats are occupied or have heavy items on them and, when folding, automatically adjusts their position to prevent a conflict.



1 Second row legroom 954 mm

2 Third row legroom 851 mm

SPACE AND COMFORT

Each and every passenger in All-New Discovery enjoys a truly comfortable ride, with a generous amount of legroom offered. Those in the second row will find they have 954 mm, whilst in the optional third row, a plentiful 851 mm is provided.

Even a team of seven adults can travel in comfort. Added to which, when slide and recline is specified, you can configure the second row to optimise the available room even further.

Vehicle shown left is HSE Luxury in Silicon Silver.
Interior shown above is HSE Luxury in Nimbus/Espresso.

55.88 cm (22) wheel shown on the All-New Discovery is not available in market, please contact your local Land Rover Retailer for more information.



STORAGE

All-New Discovery is brimming with clever spaces in which to stow away all those electronic devices, travel guides and even VIPs – Very Important Passengers – such as our small friend here. From the upper and lower glove box on SE, HSE and HSE Luxury, to central armrest stowage with an optional chiller compartment* and space for multiple tablets, you'll find space in places you simply wouldn't expect.

The central armrest cubby box can hinge back 180° to create a flat tray, should second row passengers require more stowage, whilst the door bins can also accommodate 1 l bottles in the front and 0.5 l bottles in second row. Standard on HSE and HSE Luxury, a neatly integrated push-operated hook to hang a small shopping bag sits flush in the front passenger footwell when not in use.

When optional third row seats are selected, third row passengers benefit from individual storage spaces including within the side panel. In fact, across all rows there's more than enough space for even the most demanding of families.



Cubby box stowage with an optional chiller compartment*



Centre console stowage behind the climate controls**



Cupholders with additional stowage beneath**



Upper and lower glove box†



Push operated hook**



Third row stowage with lid

*Standard on HSE Luxury **Only available on HSE and HSE Luxury †Not available on S.



POWERED INNER TAILGATE

Pioneered by Land Rover, All-New Discovery features a powered inner tailgate, which when deployed can provide a platform for use at social and sporting events coupled with greater protection from the elements. This platform also allows for easier loading and acts as a retainer when the loadspace area is filled. Powered inner tailgate is fitted as standard on HSE and HSE Luxury, and available as an option on S and SE.



POWERED GESTURE TAILGATE

Powered gesture tailgate allows you to operate the tailgate (both to open and close) from outside the vehicle without needing to physically touch the vehicle or the smart key.

Provided that the smart key is detected, the tailgate may be operated by a kicking gesture underneath the rear of the vehicle.

Two sensors mounted on either side of the tailgate allow kerbside operation, rather than needing to be immediately behind the vehicle. And as the system is compatible with towing solutions, you can still open and close the tailgate with the least amount of fuss. Powered gesture tailgate is available as an option on SE and HSE and fitted as standard on HSE Luxury.

Additionally, a button located inside the tailgate or on the smart key allows the tailgate to be closed automatically with powered tailgate.





LOADSPACE CAPACITY

With a luggage-devouring 2 406 l of space behind the first row of seats, All-New Discovery welcomes a greater load than any other SUV in its class. There's a generous 1 137 l of space behind the second row of seats. Even when you utilise all seven seats you can still fit up to three cabin bags behind the optional third row. When it comes to carrying any load, having the option to fold all second and third row seats gives you more options, making life that bit easier.

Loadspace capacity figures represent 7 seat vehicles fitted with Two or Three-zone Climate Control only. Figures shown in brackets represent vehicles with 5 seats, with extra storage beneath the loadspace floor. Vehicle shown is HSE Luxury in Silicon Silver. Interior shown is HSE Luxury in Nimbus/Espresso. 55.88 cm (22) wheel shown on the All-New Discovery is not available in market, please contact your local Land Rover Retailer for more information.



7 SEATS
258 l



6 SEATS
698 l



5 SEATS
1 137 (1 231) l



4 SEATS
1 473 (1 561) l



4 SEATS
1 607 (1 701) l



3 SEATS
1 937 (2 031) l



2 SEATS
2 406 (2 500) l

DRIVING TECHNOLOGY

TESTING

Before any vehicle can carry the Land Rover badge, it must complete a series of rigorous tests to establish the very highest levels of luxury, performance and capability.



SUSPENSION

You're unlikely to push any Land Rover harder than we have. To guarantee an unrivalled breadth of dynamic capability, both on and off-road, the vehicles have been exposed to ten years of the most extreme driving pressures in a fraction of the time using our state-of-the-art test rig.



WIND SPEED

All-New Discovery was developed in state-of-the-art wind tunnels and a suite of climatic chambers to recreate some of the most challenging aerodynamic conditions it will face. Only by pushing all systems to their limits do we develop true reliability.



HOT AND COLD CLIMATE

In real world environments and our climate chambers, we freeze vehicles to -40°C and bake them to 50°C . Key functions and systems are then scrutinised to our exacting standards. So even in the most remote locations, comfort and peace of mind are never far away.



OFF-ROAD

From the icy proving grounds of Arjeplog, Sweden, to Dubai's unforgiving desert sands, we ensure our legendary all-terrain performance is innate in every vehicle. Prototypes are developed across approximately 8 500 km of the most demanding off-road routes.



SEMI-ANECHOIC CHAMBER

In the 'neutral sound' of our semi-anechoic chamber we precisely expose the cabin to a range of frequencies and vibrations, making certain that All-New Discovery sounds refined at every speed and across every surface.



MONSOON

Using our monsoon simulator, we drench our vehicles with some 85 000 l of specially dyed water, while tilting it by as much as 45° , checking for even the slightest leak with UV lights. Ensuring each vehicle can enter and exit a body of water without a single droplet entering the cabin.



ALL-TERRAIN TECHNOLOGY

All-New Discovery not only looks truly at home in the city, but also drives impeccably off-road. Its optimised geometry coupled with unique Land Rover technologies ensure it delivers class-leading all-terrain capabilities.


TERRAIN RESPONSE

With over 65 years of all-terrain expertise, this vehicle has Land Rover capability at its heart. Our unique Terrain Response systems enable the driver to optimise the vehicle's engine, gearbox, centre differential and chassis systems to match the demands of the terrain, by selecting one of the easily identifiable driving modes. It also includes additional Rock Crawl Mode when your vehicle is specified with electronic air suspension and twin-speed transfer box.

Introduced to Discovery for the first time, the optional Terrain Response 2* system enhances this even further by monitoring driving conditions and automatically selecting the driving modes to achieve the best possible chassis and powertrain set up for the conditions.

 General Driving

 Sand

 Grass, Gravel, Snow

 Rock Crawl

 Mud & Ruts

ALL TERRAIN PROGRESS CONTROL

All Terrain Progress Control** (ATPC) is a state-of-the-art optional system that enables drivers to set and maintain a steady speed in challenging conditions.

Operating like a cruise control system, it functions at very low speeds between 2 km/h and 30 km/h, enabling the driver to maintain full concentration on steering and finding a path through obstacles.

Developed by Land Rover's industry-leading all-terrain specialists, the system works seamlessly alongside the Terrain Response 2 and 4 Wheel Drive (4WD) traction and braking systems.

Once ATPC is activated, the standard steering wheel +/- cruise control buttons are used to set the speed. Brake and accelerator pedals can still override the chosen settings, with gentle braking achieving a reduction in speed.

*Not available on S models **Only available as part of Capability Plus Pack. Not available on S models.
Vehicle shown left is HSE Luxury in Namib Orange.
55.88 cm (22) wheel shown on the All-New Discovery is not available in market, please contact your local Land Rover Retailer for more information.





HILL DESCENT CONTROL

Land Rover's patented Hill Descent Control (HDC) is a standard feature. It assists the driver with controlled descents of difficult slopes by maintaining a constant speed and applying braking separately to each wheel.

Hill Start Assist ensures the vehicle doesn't roll backwards as it pulls away on an incline.

The vehicle also utilises **Gradient Release Control (GRC)** which is designed to prevent the vehicle accelerating too quickly on a steep incline when the driver releases the brake.

Vehicle shown is HSE Luxury in Namib Orange.
55.88 cm (22) wheel shown on the All-New Discovery is not available in market, please contact your local Land Rover Retailer for more information.

PERMANENT 4 WHEEL DRIVE SYSTEMS



All-New Discovery features a choice of intelligent, permanent Land Rover 4 Wheel Drive (4WD) systems to deliver unrivalled, all-weather and all-surface capability. You can select from the following systems depending on capability requirements:

SINGLE SPEED TRANSFER BOX

This system has a single set of high range, road biased gears with the intelligence to sense wheel slip and move torque to the other axle to provide additional traction. It normally delivers 42 percent drive to the front axle with 58 percent drive biased to the rear axle. The centre differential is reactive to wheel slip on one axle and can change the amount of bias to add more torque and traction to the other axle to support. This system is standard on Td6 S models.

TWIN-SPEED TRANSFER BOX

An additional set of lower gears can prove invaluable in challenging conditions such as steep inclines or declines, off-road driving or when towing. This system gives you precise speed and control in such instances. The heart of the twin-speed system is the electronic centre differential that offers a 50:50 torque split between front and rear axles with the ability to pre-emptively lock the axles before slip commences. Available as an option on Td6 S models with air suspension and standard with Td6 SE, HSE, HSE Luxury and Si6 engines.

ACTIVE REAR LOCKING DIFFERENTIAL

The optional active rear electronic differential* offers an additional benefit of controlling the slip between the left and right wheels on the rear axle. This can be especially useful in low grip conditions such as on wet grass where the vehicle monitors the slip and torque between front and rear axles and also from one wheel to another on the rear axle to deliver effortless capability.

SUSPENSION

COIL SUSPENSION

Standard with the Td6 S model, All-New Discovery has a fully independent coil sprung suspension system that combines double wishbones at the front with an advanced multi-link rear suspension design to create an agile and responsive chassis.

Ride comfort and stability when heavily laden are optimised through the use of additional secondary springs incorporated within the rear suspension.

ELECTRONIC AIR SUSPENSION

A sure-footed, composed drive is completed by the latest four-corner air suspension which provides exceptional wheel articulation and poise.

Capable of taking on tough situations, this system is designed to keep All-New Discovery stable no matter how rough the terrain. For unprecedented ride quality, it switches heights seamlessly when necessary.

Air suspension also allows for innovative new access features to enhance versatility and ease of use.

Automatic Access Height is a feature which automatically lowers the ride height by 40 mm when the vehicle is parked.

Rear Height Adjust allows the use of switches in the loadspace or on the key fob to lower the rear ride height. See page 46 for more information.

Available as an option on Td6 S models and standard with Td6 SE, HSE, HSE Luxury and Si6 engines.

*Not available on S models.

Vehicle shown left is HSE Luxury in Namib Orange. 55.88 cm (22) wheel shown on the All-New Discovery is not available in market, please contact your local Land Rover Retailer for more information.

EFFICIENT TECHNOLOGIES

SUSTAINABLE CONSTRUCTION

The aluminium alloy used for much of All-New Discovery's construction is from a high level of recycled aluminium. Using significantly less energy than primary aluminium to produce, it minimises the vehicle's environmental impact.

STOP/START

All-New Discovery engines are all available with Stop/Start. This system shuts down the engine when you come to a complete halt and restarts the engine immediately when required, helping to save fuel, especially during urban driving.

LIGHTWEIGHT MATERIALS

At every stage of the development process, engineers maximised weight saving across all the vehicle's elements. This produces an optimum balance between best performance and weight saving for greater efficiency. All-New Discovery adopts an advanced all-aluminium body structure, delivering significantly reduced weight, improved performance and enhanced sustainability. Its tailgate is made from a lightweight plastic composite material which is also very stiff and strong, whilst high-precision lightweight magnesium castings are used for some of the body and chassis components.

LOW FRICTION TECHNOLOGIES

All-New Discovery's petrol and diesel engine range uses smart coating technologies on pistons, needle roller bearings and other mechanical parts. This helps to reduce friction, especially at low engine temperatures, so the vehicle performs at its efficient best.

ADVANCED AERODYNAMICS

The modern streamlined design has been carefully optimised using advanced Computational Fluid Dynamics software and a state-of-the-art wind tunnel. This has led to an improvement of up to 15 percent drag reduction when compared to its predecessor whilst still maintaining stadium seating and two additional seats in the optional third row. An enhanced rear spoiler has been designed with slots to direct airflow over the tailgate to minimise rear screen soiling and produce a reduction in drag.

Vehicles equipped with electronic air suspension benefit from speed lowering where the vehicle automatically lowers by 13 mm to reduce drag when cruising at motorway speeds.



ON-ROAD DYNAMICS

All-New Discovery has been designed to deliver a confident, comfortable and engaging driving experience to make the miles go by virtually unnoticed.

With its wide-spaced double-wishbone design at the front and advanced multi-link layout at the rear, the suspension delivers more responsive handling without compromising Land Rover's hallmark all-terrain capability.


Dynamic Stability Control (DSC) monitors All-New Discovery's dynamic behaviour, and intervenes if the system determines that the vehicle is not responding according to the driver's inputs.

The DSC system operates by reducing engine torque and/or applying the brakes on selected wheels to correct the vehicle's cornering attitude and in addition can counteract understeer or oversteer conditions effectively. This system is standard on all models.

All-New Discovery's sublime ride quality is heightened further by such features as Electronic Power Assisted Steering (EPAS), a variable ratio system and speed sensitive steering. Standard on all models, EPAS is integrated into driver and chassis systems, helping to reduce the engine load to aid efficiency and deliver a confident and intuitive drive.

The variable ratio system has been tuned by Land Rover engineers to provide ease of control, on or off-road, when driving in a straight line or when turning. Different gear ratios within the steering rack help to reduce steering sensitivity when driving straight, but compensate for less steering input when turning.

Speed sensitive steering increases the weight and feel of the steering as your speed increases to give stability and a greater feel of confidence. It also assists you at lower speeds to aid manoeuvrability by lightening the feel of steering. This system is standard on all models.



All-New Discovery has a wealth of parking and driving aids on hand. Featuring the most innovative thinking, engineering and technologies, these features will help you manage most traffic, motorway, road and parking situations with ease.

COMMAND DRIVING POSITION

The Command Driving Position in All-New Discovery ensures a greater view of the road ahead so all terrains can be tackled with confidence.

HEAD-UP DISPLAY

Head-up Display* is an option on SE, HSE and HSE Luxury, that presents key vehicle data such as vehicle speed, gear position and navigation directions** on the windscreen, without distraction or the need for you to take your eyes off the road.

The innovative laser system is more robust against issues such as 'washout' – the effect that the glare from sunlight has on inferior LED-based systems. The feature can be turned on and off dependent upon driver preference.





*Requires infrared reflective windscreen. Image shown with Traffic Sign Recognition and Intelligent Speed Limiter

**Requires InControl Touch or InControl Touch Pro Navigation.

Vehicle shown left is HSE Luxury in Silicon Silver.

55.88 cm (22) wheel shown on the All-New Discovery is not available in market, please contact your local Land Rover Retailer for more information.


DRIVING AIDS



LOW TRACTION LAUNCH

All-New Discovery features a dedicated launch function*, which enables the vehicle to pull away smoothly and easily, even on tricky low-friction surfaces like ice, snow or wet grass. The software adapts the system's behaviour according to the current Terrain Response setting. When you pull away, you do so with certainty, composure and greater ease.

*Low Traction Launch features as standard on SE, HSE and HSE Luxury models. Standard on S models when specified with optional InControl Touch Navigation and Land Rover Enhanced Sound System. Vehicle shown is HSE Luxury in Namib Orange.



ALL TERRAIN INFO CENTRE



The All Terrain Info Centre** within your navigation system allows you to view and activate various features and provides access to 4 Wheel Drive (4WD) information and guidance features for off-road driving.


The Touchscreen displays information about the vehicle's wheels, suspension, transmission and driveline including suspension movements and articulation for vehicles with electronic air suspension.

The Info Centre provides a host of other helpful guidance such as vehicle dimensions, useful for entering tighter spots and can be used to activate additional capability features, such as Low Traction Launch.

Using the optional Surround Camera System†, the Info Centre can also show the area directly ahead of the vehicle that may not be visible to the driver to help ensure the vehicle isn't damaged on unseen terrain.


**The number of features displayed on the All Terrain Info Centre is dependent upon the specification of the vehicle †Standard on HSE Luxury. Interior shown above is the HSE Luxury in Nimbus/Espresso.

DRIVING AIDS



LANE KEEP ASSIST AND DRIVER CONDITION MONITOR


Lane Keep Assist detects when your vehicle is unintentionally drifting out of your lane, and gently steers you back. Driver Condition Monitor detects if you're starting to feel drowsy and gives you an early warning when you need to take a break.



ADAPTIVE CRUISE CONTROL WITH QUEUE ASSIST


When you're cruising on the motorway or travelling in slow-moving traffic, this system will keep your vehicle a safe distance from the one in front should it slow or stop. Should the vehicle in front stop completely, your vehicle will come to a smooth halt. Once the traffic moves, simply touch the accelerator and Adaptive Cruise Control will resume following the car in front. The system can be activated from 16 km/h up to motorway speeds.

PARKING AIDS



PARK ASSIST – PARALLEL PARK, PARKING EXIT AND PERPENDICULAR PARK

Our Park Assist system makes parallel and perpendicular parking easier than ever by steering your vehicle into a suitable space. You just have to select the appropriate gear and control the vehicle's speed with the brake and accelerator pedals. Park Assist will also steer you out of a space, taking all of the stress out of parking. Graphics and notifications guide you through the manoeuvres.



SURROUND CAMERA SYSTEM

Giving a 360° exterior view via the Touchscreen, this helps with various manoeuvres from parking by a kerb, to getting in and out of tight spaces and junctions.



REAR VIEW CAMERA

To make parking in tight spots simpler, lines to represent the vehicle's outer perimeter and predicted path are superimposed on the rearward image displayed on your Touchscreen.

TOWING AIDS

All-New Discovery takes towing capability to a new level, with a capacity of up to 3 500 kg and a suite of features available to help make towing effortless and assured.

1 ELECTRICALLY DEPLOYABLE TOW BAR

All-New Discovery has the option of an electrically deployable tow bar on SE, HSE and HSE Luxury. This is deployed using a convenient button in the loadspace compartment, or via the Touchscreen.

2 TOW HITCH ASSIST

Tow Hitch Assist makes coupling a trailer to the vehicle much easier by helping you visualise the hitching process; it displays the predicted path of the vehicle tow ball towards the trailer tow bar on the Touchscreen. Standard with Surround Camera System.

3 NOSE LOAD MEASUREMENT

HSE and HSE Luxury vehicles fitted with the electrically deployable tow bar feature Nose Load Measurement which allows you to quickly and easily measure the nose load of your trailer. This system can be operated via the Touchscreen.

4 REAR HEIGHT ADJUST

Rear Height Adjust allows the use of switches in the loadspace or on the key fob to lower the rear ride height – useful when loading or unloading cumbersome items, or when hitching, unhitching or loading a trailer. This feature is standard when electronic air suspension is specified.


5 TRAILER LIGHT TEST

This industry-first feature enables you to test your trailer lights without leaving your vehicle. When an optional electrically deployable tow bar is fitted, the automatic system is used to pulse the lights in a sequence, and is triggered via the Touchscreen or a button in the loadspace compartment.

6 TOW ASSIST

On the road, the Tow Assist feature helps with reversing by predicting the trailer's direction. You can even choose your trailer's width for precise guidelines displayed on the Touchscreen. Standard with Surround Camera System.

Towing regulations vary by market. Please ensure you comply with relevant legislation in your country. Vehicle shown is HSE Luxury in Namib Orange. 55.88 cm (22) wheel shown on the All-New Discovery is not available in market, please contact your local Land Rover Retailer for more information.





1


2

4

3

6





ADVANCED TOW ASSIST

All-New Discovery features our most advanced trailer reversing aid to date. Advanced Tow Assist enables the driver to guide a trailer into position by simply following its trajectory on the main Touchscreen, and controlling its path using the rotary knob from the Terrain Response 2 system on the centre console. This is much more intuitive than using the steering wheel because within one field of vision it effectively steers the trailer along the desired path. This is rather than the opposing direction method which is what happens with conventional steering.

In addition to significantly reducing driver workload, the feature enhances manoeuvrability and safety when reversing, and will alert the driver when approaching a jack-knife situation.

Advanced Tow Assist is only available with Surround Camera System, 360° Parking Aid and Terrain Response 2. A Land Rover approved tow bar is required in order to enable this feature.



SURROUND CAMERA SYSTEM

For a complete, all-round view, the optional Surround Camera System* incorporating T-Junction View helps to see everything clearly on the high-resolution full-colour Touchscreen. Using four digital cameras discreetly placed around the vehicle, the system provides an almost complete 360° view including a birds-eye overhead view. It is perfect for more complex driving assignments such as towing a yacht or a horsebox, as features such as Hitch and Load Assist work seamlessly through this system. Along with the ability to display several different views at the same time, this technology can also zoom and pan, ensuring objects and angles, normally below the line of sight, can be seen.

TRAILER STABILITY ASSIST

Trailer Stability Assist (TSA) monitors the vehicle to detect movements in the trailer and then uses selective braking to help correct potentially hazardous situations.


*Standard on HSE Luxury.
Towing regulations vary by market. Please ensure you comply with relevant legislation in your country.
Vehicle shown is HSE Luxury in Namib Orange.

CONNECTIVITY. ENTERTAINMENT. COMFORT

LAND ROVER INCONTROL



InControl is our suite of advanced technologies that links both you and your All-New Discovery to the wider world. Choose from two InControl infotainment systems: InControl Touch or InControl Touch Pro.



INCONTROL TOUCH


AVAILABLE ON S AND SE MODELS



- 20.32 cm (8) Touchscreen
 - Land Rover Sound System 80 W with 6 speakers (standard on S models only)
 - Land Rover Enhanced Sound System 250 W with 10 speakers (optional on S models, standard on SE models)
-

ADDITIONAL OPTIONS

- InControl Touch Navigation including Voice Recognition (optional on S models, standard on SE models)
- InControl Apps features a range of Land Rover approved apps that can be connected to All-New Discovery from your smartphone, to enhance aspects of your in-vehicle experience.



INCONTROL TOUCH PRO

AVAILABLE ON HSE AND HSE LUXURY MODELS



- 25.4 cm (10) Touchscreen
 - Meridian™ Sound System 380 W with 10 speakers and subwoofer (standard on HSE models only)
 - Meridian™ Digital Surround Sound System 825 W with 14 speakers and subwoofer (optional on HSE models, standard on HSE Luxury models)
 - CD-DVD
 - Voice Recognition
 - InControl Touch Pro Navigation
-

ADDITIONAL OPTIONS

- 25.4 cm (10) Dual View Touchscreen
- Rear Seat Entertainment (2 x 20.32 cm (8) screens).

GET YOUR LIFE INCONTROL



InControl Touch and InControl Touch Pro provide a wealth of information and entertainment.

InControl features, options and their availability remain market and powertrain dependent – check with your Land Rover Retailer for local market availability and full terms. 55.88 cm (22) wheel shown on the All-New Discovery is not available in market, please contact your local Land Rover Retailer for more information.



STAYING FOCUSED

Our InControl Touch Pro **Voice Recognition** system understands normal spoken instructions. So you can concentrate on the road ahead without any distractions. Only available on HSE and HSE Luxury models.



MOVING FASTER

InControl Touch Pro brings you more processing power, thanks to a quad core processor plus an integrated Ethernet network.

Customisable homescreens let you arrange the screen, as you like, with up to four personalised homescreens and over 60 shortcuts. Only available on HSE and HSE Luxury models.



AUDIO SYSTEMS

All-New Discovery has the option of four different audio systems to bring your music to life.

All-New Discovery S models feature the Land Rover 80 W System as standard which provides an acoustic range through 6 speakers.

The Land Rover 250 W Enhanced Sound System features 10 speakers and is standard on SE models and available as an optional upgrade on S models.


The 380 W Meridian™ Sound System is standard on HSE models. Exceptional definition is achieved through 10 carefully arranged speakers and a dual channel subwoofer to deliver crystal clear highs and full, deep bass.

Also available as an optional upgrade on HSE and as standard on HSE Luxury, All-New Discovery features the Meridian Digital Surround Sound System which produces 825 W through 14 speakers and a dual channel subwoofer.

This system also includes Meridian Trifield™ technology. This technology delivers the very best in world-class audio reproduction, bringing you closer to the original performance regardless of your position in the vehicle; everyone will feel and hear pure musical enjoyment. Dynamic Volume Control technology has been integrated on both Meridian systems to ensure that any unwanted noise detected in the cabin will be smoothly and automatically balanced out.



Meridian is a registered trademark of Meridian Audio Ltd.
Trifield and the "three fields" device is a trademark of Trifield Productions Ltd.
Interior shown is HSE Luxury in Nimbus/Espresso with Meridian Surround Sound System and optional Rear Seat Entertainment.
Vehicle shown right is HSE Luxury in Silicon Silver.



MERIDIAN SURROUND SOUND SYSTEM

 825 W

 14 SPEAKERS

 SUBWOOFER

 USB CONNECTORS


CONNECTIVITY

INTERIOR POWER POINTS

All-New Discovery is packed with the latest innovative technologies and USB charging points are available for all three rows of seats. So no matter where they sit, every single passenger can stay entertained; whether on their tablets, mobile phones or other devices.

REAR SEAT ENTERTAINMENT

The optional Rear Seat Entertainment System provides two 20.32 cm (8) screens built in to the rear of the front headrests. It includes 'Journey Status', a Navigation Summary screen which displays a pop-up for the rear occupant detailing the time and distance to destination. The system comes with a pair of WhiteFire® digital wireless headphones and HDMI, Mobile High-Definition Link and USB connections. This system is available as an option on HSE and HSE Luxury.



WhiteFire® is a registered trademark of Unwired Technology LLC and any use of such marks by Land Rover is under licence. Interior shown is HSE Luxury in Nimbus/Espresso.



COMFORT FOR ALL

AUTOMATIC ACCESS HEIGHT

It's always good to arrive in style, so that's why we've introduced Automatic Access Height*. When you pull up at your chosen destination and the ignition is switched off or the seat belts are unclipped, the vehicle lowers by an initial 15 mm. Then, as you open the door, it drops to its full access height of 40 mm lower, making exit – and entry – that much more relaxed and elegant. The ride height automatically returns to its normal height as you pull away.



*Standard with electronic air suspension.
Vehicle shown is HSE Luxury in Silicon Silver.
55.88 cm (22) wheel shown on the All-New Discovery is not available in market, please contact your local Land Rover Retailer for more information.

COMFORT FOR ALL

PANORAMIC ROOF

The optional full glass fixed or front opening panoramic roof*, on SE, HSE and HSE Luxury, enhances the sense of space in the vehicle's interior and floods it with natural light, benefiting all three rows where specified, as well as providing enhanced views of the surrounding environment.

Importantly, the toughened glass has a dark tint to maintain a comfortable temperature inside the cabin and protect occupants and the interior from the sun's rays. Powered interior blinds are also provided for added comfort when a panoramic roof is specified.

CONFIGURABLE AMBIENT INTERIOR LIGHTING

New levels of ambient refinement and personalisation have been reached with the option of Configurable Ambient Interior Lighting, featuring as standard on HSE Luxury.

This feature allows you to vary the shade, changing the ambience of the cabin to suit your mood. There are five colours in total, ranging from Ice White through to Moonlight and Racing Red.

CLIMATE CONTROL

To ensure that the interior is maintained at the perfect temperature, whatever the weather outside, All-New Discovery features a highly efficient Climate Control system. The result of an incredibly rigorous development programme, the system has been tested in real-world conditions in temperatures ranging from -40 to +50°C.

Four versions are available, ranging from Two-zone manual air conditioning or Two-zone automatic systems to a Three-zone automatic system, featuring separate temperature controls for driver, front passenger and rear seats. A premium Four-zone system is available as an option on HSE and HSE Luxury, which has separate climate controls for driver, front passenger and each side of the rear cabin.

With its independent heating and cooling capability, the Four-zone system offers a significant improvement in rear seat luxury, with multiple outlets at face and foot level.

SEATING

Heated front and second row outboard seats are available as an option on S, SE and HSE. Optional first-in-class heated third row seats are also available on HSE and HSE Luxury.

No matter the temperature, optional heated and cooled front and second row outboard seats are also available on HSE and HSE Luxury. This enables both the driver and passenger to set their preferred temperature independently and is controlled via the Touchscreen.

For the ultimate in comfort, optional massage front seats are available on HSE Luxury allowing both the driver and front passenger to select individual programmes via the Touchscreen. Varying in intensity, there are five settings to choose from; each one delivers a soothing massage to improve both the driver and passenger's comfort.



*Standard on HSE Luxury.

Features and their availability may differ by vehicle specification and market. Please see pages 86-97, or contact your nearest Land Rover Retailer, for more information. Interior shown is HSE Luxury in Nimbus/Espresso.

55.88 cm (22) wheel shown on the All-New Discovery is not available in market, please contact your local Land Rover Retailer for more information.



ACTIVITY KEY

Activity Key makes living life to the full even easier. For extra convenience, you can wear the Activity Key if you prefer not to carry a key fob. The wristband is robust and fully waterproof, allowing you to enjoy a range of activities – from sailing to skydiving – and keep your car key with you. Activity Key has been tested in a number of extreme environments and is therefore capable in depths of up to 30 m of water and in temperatures ranging from -40°C to +85°C.

You can use the Activity Key to lock and unlock your vehicle. When exiting, you can leave the conventional key fob in it and present the Activity Key to the tailgate to lock it. The conventional key fob is then automatically deactivated for security. Enjoy the Activity Key as an optional feature with SE, HSE and HSE Luxury, or as a Land Rover Retailer fit accessory.

Vehicle shown left is HSE Luxury in Silicon Silver.
55.88 cm (22) wheel shown on the All-New Discovery is not available in market, please contact your local Land Rover Retailer for more information.



TRANSMISSION AND ENGINES

8-SPEED AUTOMATIC TRANSMISSION


All petrol and diesel engines in All-New Discovery are paired with the advanced electronically controlled 8-speed Automatic Transmission, which has been tuned by Land Rover engineers to combine silky-smooth shifting with exceptionally rapid response. With eight closely spaced ratios, gear changes are almost imperceptible, with each shift completed in just 200 ms.

Controls include steering wheel-mounted paddle shift as standard, enabling the driver to take control of gear shifting manually.

The optimised lightweight 8-speed Automatic Transmission is the perfect partner to the torque-rich petrol and diesel engines, and contributes to their notable fuel efficiency.

The transmission is tuned to select torque converter lock-up as early as possible to reduce slip and energy loss. Transmission Idle Control disengages 70 percent of the drive when the vehicle is stationary and the engine is idling in Drive, significantly reducing fuel consumption in urban conditions.

In cold conditions, the transmission selects a lower gear to promote fast warm up and get the engine up to its efficient operating temperature as soon as possible.



Vehicle shown left is HSE Luxury in Namib Orange.
55.88 cm (22) wheel shown on the All-New Discovery
is not available in market, please contact your local
Land Rover Retailer for more information.



DIESEL ENGINE

Td6 190 kW

All-New Discovery features Land Rover's latest generation 3.0 l Turbocharged Diesel engine. Its high-efficiency design utilises a single turbocharger and ceramic ball bearing technology to reduce friction for smooth, more immediate delivery of power at all engine speeds.

The engine uses an eight-nozzle low-flow injector designed for more precise injection and improved fuel atomisation. Delivering substantial maximum torque of 600 Nm, the Td6 is capable of refined and smooth responsive performance.

The intake system with twin intercoolers ensures charge cooling. The engine also features the latest tandem solenoid intelligent Stop/Start system to reduce fuel consumption.



ACCELERATION
0-100 km/h
(s)



TOP SPEED
(km/h)

CC

CAPACITY
(cm³)

3.0 l Td6 Diesel 190 kW

8.1

209

2 993



PETROL ENGINE

Si6 250 kW

A Roots-type twin vortex supercharger is mounted in the 'V' between the two rows of cylinders for compact dimensions. Supercharging provides linear delivery of power and maximises responsiveness. This results in performance matching much larger engines, while optimising economy and reducing emissions.

The V6 engine also features dual independent variable cam timing to vary inlet and exhaust valve operation, working alongside lightweight pistons with ultra-low friction piston rings, for increased performance and efficiency. For added refinement there is a twin, contra-rotating balancer shaft system.



ACCELERATION
0-100 km/h
(s)



TOP SPEED
(km/h)

CC

CAPACITY
(cm³)

3.0 l Si6 Petrol 250 kW

7.1

215

2 995

BODY AND CHASSIS

STRENGTH AND STABILITY

LIGHTWEIGHT CONSTRUCTION

With a state-of-the-art aluminium monocoque body, All-New Discovery enjoys greater levels of performance, together with improved strength, sustainability and efficiency. At up to 480 kg lighter than its predecessor* – which equates to the average weight of five adults – it also benefits from a four-cylinder engine which delivers improved fuel economy. Added to which, thanks to utilising the latest in materials and build technologies, the vehicle can readily take the knocks and impacts associated with off-road driving.


STATE-OF-THE-ART LIGHTWEIGHT SUSPENSION ARCHITECTURE

Another key factor in the driving capability of All-New Discovery is the lightweight suspension architecture.

Primarily constructed from lightweight aluminium components, the suspension is fully independent, with a wide-spaced double-wishbone design at the front and an advanced multi-link layout at the rear.

The suspension concept is specifically developed to maximise All-New Discovery's unrivalled breadth of capability, offering responsive and agile handling together with supreme ride quality and refinement.

To see the available suspension options on All-New Discovery please see page 35.



*Comparison between Discovery V6 and All-New Discovery Td4 Ingenium. 55.88 cm (22) wheel shown on the All-New Discovery is not available in market, please contact your local Land Rover Retailer for more information.



SAFETY

OCCUPANT SAFETY PROTECTION

All-New Discovery's optimised aluminium body structure protects occupants using an incredibly strong and stable safety cell. The crash structure is extensively optimised using computer simulation tools which allows engineers to conduct a significant number of 'virtual' crash tests long before physical prototypes are available.

The occupant safety package includes a comprehensive system of airbags and restraint systems including driver and passenger airbags, side curtain and thorax airbags and seat belt pretensioners*.

All-New Discovery features 6 airbags as standard and 8 airbags when seven seats are specified.

SEAT BELT PRETENSIONERS*

Acting in conjunction with the airbags, they provide additional protection in the event of a front impact by reducing the forward movement of the occupant.

ISOFIX POINTS

Up to five* lower ISOFIX/i-Size mountings and associated top tether anchor points are featured on all three rows of seats**. These provide optimum safety for the fixing of child restraints. Please check local market for availability as standard.

CURTAIN AIRBAGS WITH ROLLOVER SENSING

In the event of a side impact or rollover, these are deployed to provide greater protection against head injuries.


DRIVING AND PARKING SAFETY AIDS

All-New Discovery has been designed with safety in mind. There are extensive driving and parking safety aids available including Park Assist and Surround Camera System. In addition, LED lights have been cleverly developed to wrap around the side of the vehicle to enable the indicators to be more visible to improve safety. Adaptive LED headlights, available as an option on SE, HSE and HSE Luxury, combine practicality with distinctive design. For more relaxed night-time driving, adaptive lighting varies the light cast ahead of the vehicle so that the beams follow the curve of the road.

To see the range of driving safety aids available please see pages 40-44.

To see the range of parking safety aids available please see page 45.

PASSENGER SEAT BELT CHECK SYSTEM





SAFETY SYSTEMS

- 1** DRIVER AIRBAG
- 2** PASSENGER AIRBAG
- 3** CURTAIN AIRBAGS

- 4** SIDE THORAX AIRBAGS
- 5** AIRBAG DEACTIVATED SWITCH FOR FRONT PASSENGER
- 6** SEAT BELT PRETENSIONERS

- 7** SEAT BELT REMINDER
- 8** ISOFIX/I-SIZE POINTS

Vehicle shown above is HSE Luxury in Namib Orange with optional third row seats.



ENVIRONMENTAL

SUSTAINABILITY

All-New Discovery demonstrates Land Rover's continuing commitment to enhancing the sustainable performance of its products and operations and its determination to deliver vehicles that are both relevant and highly desirable. For example, as part of our commitment to reducing our environmental footprint, our Engine Manufacturing Centre in the UK features over 22 000 solar panels – the largest roof-mounted solar-array in the country.

All-New Discovery has been designed with a life cycle approach, aiming to use fewer resources, more environmentally sustainable materials and minimise the CO₂ emissions over the entire vehicle's life cycle. Its lightweight aluminium structure and optimised powertrains have reduced the environmental impact from material production and development, through to customer use.

All-New Discovery is built in state-of-the-art manufacturing facilities operating to some of the highest environmental standards anywhere in the world. By focusing on innovation and efficiency in every aspect of its processes, the company has achieved a 30 percent* reduction in operational CO₂ per vehicle. Manufacturing waste to landfill has been reduced by 79 percent* per vehicle and water use reduced by 34 percent* per vehicle. Investment, commitment and focus in these areas continue to drive further efficiencies. Responsible resource management is integral to the company's long-term sustainability strategy.

LIGHTWEIGHT AND SUSTAINABLE MATERIALS

All-New Discovery incorporates sustainable design with intelligent material choices. The use of aluminium in the body structure enables a 9 percent** reduction in CO₂ emissions over its life cycle. Our closed-loop aluminium supply chain also ensures any surplus high-grade aluminium from our sheet stamping process is re-used. This reduces the need for primary aluminium production, conserving energy and reducing CO₂ emissions in material production whilst maintaining the highest quality aluminium for our vehicles.

Recycled materials have been used wherever possible, including up to 50 percent closed loop and recycled aluminium in the body. All-New Discovery HSE Luxury models use over 19 kg of recycled plastics in the instrument panel, wheel arch liners and bumpers, helping to divert over 7 850 tonnes of plastic from landfill during the vehicle's production life. The vehicle is designed to meet a requirement of 85 percent Recyclability/Re-usability and 95 percent Recoverability at the end of the vehicle's life.

*JLR Data 2014/15 vs. 2007 **Based on Jaguar Land Rover Life Cycle Assessment results of Discovery TDV6 versus All-New Discovery Sd4 Ingenium. Vehicle shown is HSE Luxury in Namib Orange.

55.88 cm (22) wheel shown on the All-New Discovery is not available in market, please contact your local Land Rover Retailer for more information.

ALL-NEW DISCOVERY OFFERS YOU GREAT OPTIONS AND FLEXIBILITY TO PERSONALISE YOUR VEHICLE.

The following pages take you through a logical series of steps to make it suit your lifestyle. There are several choices: from selecting your engine and model to exterior and interior colours, wheels, finishes and those detailed touches to enable you to personalise your vehicle.

If you'd like to bring your options to life, go to our online configurator at landrover.in

77

1

**STEP 1
CHOOSE YOUR ENGINE**

You can select from a powerful petrol or diesel engine.

78-95

2

**STEP 2
CHOOSE YOUR MODEL
AND OPTIONS**

Compare the standard and optional features on each model. There's also a choice of pack options to personalise your vehicle.

96-99

3

**STEP 3
CHOOSE YOUR COLOUR**

There's a wide range on offer to enable you to express yourself.

100-101

4

**STEP 4
CHOOSE YOUR WHEELS**

There's a range of styles, each one designed to complement the bold exterior.

102-109

5

**STEP 5
CHOOSE YOUR INTERIOR**

When you choose your interior, you can personalise it by selecting your optimum seat configuration, the ideal colour combination of seats, materials and your preferred finisher. These three considerations help celebrate and enhance a sense of your own style.

110-115

6

**STEP 6
CHOOSE YOUR ACCESSORIES**

This range of stylish and practical accessories can be tailored to suit any lifestyle.

116-117

TECHNICAL DETAILS

Technical information and data for dimensions, performance and specifications.

DRIVELINE, ENGINE PERFORMANCE AND FUEL ECONOMY

All-New Discovery delivers strong performance from its petrol and diesel engines, which are paired with a smooth and responsive 8-speed Automatic Transmission.

| | DIESEL | PETROL |
|-----------------------------|-------------------|-------------------|
| | 3.0 l Td6 | 3.0 l Si6 |
| | AUTOMATIC | AUTOMATIC |
| POWER (kW) | 190 | 250 |
| Driveline | 4WD | 4WD |
| Power* kW / r/min | 190 / 3 750 | 250 / 6 500 |
| Torque* (Nm / r/min) | 600 / 1 750-2 250 | 450 / 3 500-5 000 |
| Capacity (cm ³) | 2 993 | 2 995 |
| No. of cylinders | 6 | 6 |
| Valves per cylinder | 4 | 4 |
| Cylinder layout | Longitudinal V6 | Longitudinal V6 |

MODELS BY ENGINE

| | S | SE | HSE | HSE LUXURY |
|-------------------------|----------|-----------|------------|-------------------|
| 3.0 l Td6 Diesel 190 kW | 4 | 4 | 4 | 4 |
| 3.0 l Si6 Petrol 250 kW | 4 | 4 | 4 | 4 |

4 Standard – Not Available.

*All Figures are certified by ARAI, the Indian Homologation Authority.

Low fuel warning at 9 l approximately.

Vehicle shown left is HSE Luxury in Namib Orange.

55.88 cm (22) wheel shown on the All-New Discovery is not available in market, please contact your local Land Rover Retailer for more information.

2

EACH MODEL HAS A CHOICE OF UNIQUE FEATURES

This guide will help you to select your ideal All-New Discovery. On the following pages you'll see the standard features for each model.

DISCOVERY S



- Brunel grille with Narvik Black surround
- Narvik Black fender vents
- Body-coloured door handles
- Brunel Discovery script (bonnet and tailgate)
- Anthracite tow eye covers
- Heated door mirrors
- Halogen headlights
- 48.26 cm (19) 5 split-spoke 'Style 5021' alloy wheels
- Seat Pack 1 – cloth seats and 8-way manual front seats
- Land Rover Sound System 80 W with 6 speakers (InControl Touch)
- Air conditioning.

DISCOVERY SE



- Contents of S, plus:**
- Ambient Interior Lighting
 - Front Parking Aid
 - Rear View Camera
 - Rear Parking Aid
 - Rain sensing windscreen wipers
 - Automatic headlights.
- Replaces S content:**
- Two-zone Climate Control
 - Dark Atlas grille with Narvik Black surround
 - Dark Atlas fender vent ingots with Narvik Black surround
 - Dark Techno Silver tow eye covers
 - LED headlights with LED signature
 - Seat Pack 2 – grained leather seats and 12-way – (10-way electric) front seats.
 - Power fold, heated door mirrors
 - Land Rover Enhanced Sound System 250 W with 10 speakers (InControl Touch).

DISCOVERY HSE



Contents of SE, plus:

- Front fog lights
- Signature hi-line tail lights
- Keyless Entry
- Powered inner tailgate
- Auto High Beam Assist (AHBA).

Replaces SE content:

- Atlas grille with Narvik Black surround
- Atlas fender vent ingots with Narvik Black surround
- White Silver tow eye covers
- Three-zone Climate Control
- 50.80 cm (20) 5 split-spoke 'Style 5011' alloy wheels
- Meridian™ Sound System 380 W with 10 speakers plus subwoofer (InControl Touch Pro)
- Seat Pack 3 – grained leather seats and 12-way (10-way electric) front seats with driver seat memory.

DISCOVERY HSE LUXURY



Contents of HSE, plus:

- Infrared reflective windscreen
- Electric sunroof (tilt/slide front glass) with fixed rear glass pano (including power blinds)
- Heated and cooled front seats
- Front centre console cooler compartment
- Surround Camera System.

Replaces HSE content:

- Atlas Discovery script (bonnet and tailgate)
- Body-coloured door handles with Noble surround
- 50.80 cm (20) 10 split-spoke 'Style 1011' alloy wheels
- Meridian™ Digital Surround Sound System 825 W with 14 speakers plus subwoofer (InControl Touch Pro)
- Configurable Ambient Interior Lighting
- Seat Pack 4 – Windsor leather seats with 16-way (14-way electric) front seats with driver seat memory.

PERSONALISING YOUR ALL-NEW DISCOVERY

BLACK DESIGN PACK

For a striking effect All-New Discovery can be personalised with the optional Black Design Pack on SE, HSE and HSE Luxury models. The Black Design Pack is available with all exterior colour options and includes a Narvik Black grille, fender vents and mirror caps, with Black 'DISCOVERY' bonnet and tailgate script. A choice of 50.80 cm (20) and 53.34 cm (21) Gloss Black alloy wheels is available*.



Narvik Black grille



Gloss Black alloy wheels



Narvik Black mirror caps



Narvik Black fender vents

STANDARD AND OPTIONAL FEATURES

Engine Transmission, Suspension and Driving Dynamics

| | OPTION CODE | 3.0 Td6 | 3.0 Si6 | DESCRIPTION |
|-----------------------------------------------------|-------------|-----------|-----------|----------------------------------------------------------------------|
| 8-speed Automatic Transmission | | 4 | 4 | Please refer to page 65. |
| Single-speed transfer box (high range only) | | 4 (1) | – | |
| Twin-speed transfer box (high/low range) | 043BF | 4 (2) | 4 | Please refer to page 35. |
| Coil suspension (5 seat only) | | 4 (1) | – | Please refer to page 35. |
| Electronic air suspension | | 4 (2) | 4 | Please refer to page 35. |
| Active rear locking differential (3) (4) | 027DB | 8 | 8 | Please refer to page 35. |
| Manual centre differential | | 4 (1) | – | Standard fitment with single-speed transfer box (high range) only. |
| Electronic centre differential | | 4 (2) | 4 | Standard fitment with twin-speed transfer box (high/low range) only. |
| Terrain Response 4-mode | | 4 (1) | – | Please refer to page 31. |
| Terrain Response 5-mode (including Rock Crawl mode) | | 4 (2) | 4 | Please refer to page 31. |
| Terrain Response 2 (4) | 088IA | 8 | 8 | Please refer to page 31. |
| All Terrain Progress Control (ATPC) (5) | 095CB | 8 | 8 | Please refer to page 31. |
| Stop/Start technology | | 4 | 4 | Please refer to page 37. |
| Hill Descent Control (HDC) | | 4 | 4 | Please refer to page 32. |
| Anti-lock Braking System (ABS) | | 4 | 4 | |
| Electric Power Assisted Steering (EPAS) | | 4 | 4 | Please refer to page 38. |
| Electronic Traction Control (ETC) | | 4 | 4 | |
| Hill Start Assist | | 4 | 4 | Please refer to page 32. |
| Dynamic Stability Control (DSC) | | 4 | 4 | Please refer to page 38. |
| Roll Stability Control (RSC) | | 4 | 4 | |
| Electric Parking Brake (EPB) | | 4 | 4 | |
| Emergency Brake Assist (EBA) | | 4 | 4 | |
| Electronic Brake-Force Distribution (EBD) | | 4 | 4 | |
| Gradient Acceleration Control (GAC) | | 4 | 4 | |
| Trip computer | | 4 | 4 | |
| Emergency stop signal | | 4 | 4 | |

4 Standard 8 Optional – Not Available.

(1) Standard on S models only (2) Optional on S models only (3) Only available with electronic air suspension and twin-speed transfer box (high/low range)

(4) Not available on S models (5) Only available as part of Capability Plus Pack.

Exterior Features and Finishers

| | OPTION CODE | S | SE | HSE | HSE LUXURY | DESCRIPTION |
|-----------------------------------------------------------------------------------------------|-------------|---|----|-----|------------|--------------------------------------------------------|
| ROOF AND EXTERIOR DESIGN | | | | | | |
| Electric sunroof (tilt/slide front glass) with fixed rear glass pano (including power blinds) | 041CR | – | 8 | 8 | 4 | Includes rear reading lights. Please refer to page 61. |
| Fixed panoramic roof (including manual blinds) | 041CS | – | 8 | 8 | Δ | Includes rear reading lights. Please refer to page 61. |
| Black roof rails | 060AW | 8 | 8 | 8 | 8 | |
| Silver roof rails | 060BC | 8 | 8 | 8 | 8 | |
| Brunel grille with Narvik Black grille surround | | 4 | – | – | – | |
| Narvik Black fender vents (6) | | 4 | – | – | – | |
| Dark Atlas grille with Narvik Black surround | | – | 4 | – | – | |
| Dark Atlas fender vent ingots with Narvik Black surround | | – | 4 | – | – | |
| Atlas grille with Narvik Black surround | | – | – | 4 | 4 | |
| Atlas fender vent ingots with Narvik Black surround | | – | – | 4 | 4 | |
| Body-coloured door handles | 080AW | 4 | 4 | 4 | 8 (7) | |
| Body-coloured door handles with Noble surround | | – | – | – | 4 | |
| Gloss Black tailgate finisher | | 4 | 4 | 4 | 4 | |
| Brunel Discovery script (bonnet and tailgate) | | 4 | 4 | 4 | – | |
| Atlas Discovery script (bonnet and tailgate) | | – | – | – | 4 | |
| Anthracite tow eye covers | | 4 | – | – | – | |
| Dark Techno Silver tow eye covers (6) | | – | 4 | – | – | |
| White Silver tow eye covers | | – | – | 4 | 4 | |

4 Standard 8 Optional Δ No Cost Option – Not Available.

(6) Standard as part of Black Design Pack (7) Standard as part of Black Design Pack. Replaces body-coloured door handles with Noble surround.

STANDARD AND OPTIONAL FEATURES

Exterior Features and Finishers (continued)

| | OPTION CODE | S | SE | HSE | HSE LUXURY | DESCRIPTION |
|------------------------------------------------------|-------------|-------|----|-----|------------|--------------------------------------------------------------------------------------------------------------------------------------------------------------------------|
| GLASS AND EXTERIOR MIRRORS | | | | | | |
| Acoustic laminated windscreen | | 4 | 4 | 4 | 4 | |
| Heated rear window with rear wash wiper | | 4 | 4 | 4 | 4 | |
| Door puddle lights | | 4 | 4 | 4 | 4 | |
| Heated windscreen | 040AK | 8 | 8 | 8 | 8 | |
| Heated washer jets | 040AQ | 8 | 8 | 8 | 8 | |
| Infrared reflective windscreen | 047AP | 8 | 8 | 8 | 4 | This is a fine metallic coating made up of several layers of titanium and silver to create an infrared reflective coating, keeping the vehicle cooler in hot conditions. |
| Rain sensing windscreen wipers | 030CQ | 8 (1) | 4 | 4 | 4 | |
| Heated door mirrors | | 4 | – | – | – | |
| Power fold, heated door mirrors with approach lights | 030NB | 8 | 4 | 4 | 4 | |
| TOWING | | | | | | |
| Trailer Stability Assist (TSA) (2) | | 4 | 4 | 4 | 4 | Please refer to page 49. |
| Front and rear recovery hooks | | 4 | 4 | 4 | 4 | |
| Advanced Tow Assist (2) (3) | 062CE | – | 8 | 8 | 8 | Please refer to page 49. |
| Detachable tow bar | 028GA | 8 | 8 | 8 | 8 | |
| Electrically deployable tow bar | 028GC | – | 8 | 8 | 8 | Please refer to page 46. |

4 Standard 8 Optional – Not Available.

(1) Option only available on S models with automatic headlights (2) A Land Rover approved tow bar is required in order to enable this feature

(3) Only available with twin-speed transfer box (high/low range), electronic air suspension, All Terrain Progress Control (ATPC), Surround Camera System, 360° Parking Aid and Terrain Response 2.

Exterior Features and Finishers (continued)

| | OPTION CODE | S | SE | HSE | HSE LUXURY | DESCRIPTION |
|--------------------------------------------|-------------|-------|-------|-----|------------|----------------------------------------------------------------------------------------------------------------------------------------------------------------------------------------------------------|
| WHEEL FEATURES | | | | | | |
| Full size spare wheel | | 4 | 4 | 4 | 4 | Includes toolkit. |
| Tyre Pressure Monitoring System (TPMS) | | 4 | 4 | 4 | 4 | |
| Locking wheel nuts | | 4 | 4 | 4 | 4 | |
| HEADLIGHTS AND LIGHTING | | | | | | |
| Daytime Running Lights (DRL) | | 4 | 4 | 4 | 4 | |
| Front fog lights | 064AP | 8 | 8 | 4 | 4 | |
| Halogen headlights | | 4 | – | – | – | |
| LED headlights with LED signature | | – | 4 | 4 | 4 | Signature design LED lights combine distinctive design with highly practical capabilities. Includes headlight power wash. |
| Adaptive LED headlights with LED signature | 064GJ | – | 8 (4) | 8 | 8 | Adaptive LED headlights swivel to follow the road, while static cornering lights illuminate the kerbside area in tight bends to give the driver a greater sense of confidence during night-time driving. |
| Signature hi-line tail lights | | – | 8 (5) | 4 | 4 | |
| Automatic headlights | 064CY | 8 (6) | 4 | 4 | 4 | |
| Auto High Beam Assist (AHBA) | 030NT | – | 8 | 4 | 4 | Automatic High Beam Assist headlights automatically dip when traffic is detected, reverting when vehicles have passed. |
| PAINT | | | | | | |
| Solid paint – Fuji White | | 4 | 4 | 4 | 4 | Please refer to page 96. |
| Metallic paint | | 8 | 8 | 8 | 8 | Please refer to pages 96-98. |
| Premium metallic paint | | 8 | 8 | 8 | 8 | Please refer to pages 98-99. |

4 Standard 8 Optional – Not Available.

(4) Only available with signature hi-line tail lights (5) Standard when fitted with Adaptive LED headlights (6) Only available on S models with rain sensing windscreen wipers.

STANDARD AND OPTIONAL FEATURES

Seating, Interior Features and Finishers

| | OPTION CODE | S | SE | HSE | HSE LUXURY | DESCRIPTION |
|-----------------------------------------------------------------------------------------------------------------------------------|-------------|---|----|-------|------------|---------------------------|
| SEATS | | | | | | |
| 5 seats | | 4 | 4 | 4 | 4 | |
| Third row seats (1) | 033BI | 8 | 8 | 8 | 8 | Please refer to page 19. |
| Powered third row seats (2) | 033QB | – | – | 8 | 8 | Please refer to page 19. |
| 60:40 load through rear seats with manual slide and recline | | 4 | 4 | 4 | 4 | Please refer to page 102. |
| Electrically reclining rear seats (2) | 033IR | – | – | 8 | 8 | Please refer to page 102. |
| Winged front headrests | 033QU | – | – | 8 (3) | 4 | |
| Seat Pack 1 – consists of cloth seats and 8-way manual front seats | | 4 | – | – | – | |
| Seat Pack 2 – consists of grained leather seats and 12-way (10-way electric) front seats | | – | 4 | – | – | |
| Seat Pack 3 – consists of grained leather seats and 12-way (10-way electric) front seats with driver seat memory | | – | – | 4 | – | |
| Seat Pack 4 – consists of Windsor leather seats with 16-way (14-way electric) front seats with driver seat memory | 033VL | – | – | 8 | 4 | |
| Seat Pack 5 – consists of Windsor leather seats with 16-way electric front seats with driver seat memory and massage function (4) | 033VN | – | – | – | 8 | |
| Heated front seats (5) | 033BV | 8 | 8 | 8 | – | Please refer to page 61. |
| Heated front and rear seats (5) | 033EQ | 8 | 8 | 8 | – | Please refer to page 61. |
| Heated front, rear and third row seats (6) | 033BH | – | – | 8 | – | Please refer to page 61. |
| Heated and cooled front seats | 033GP | – | – | 8 | 4 | Please refer to page 61. |
| Heated and cooled front and rear seats (7) | 033IN | – | – | 8 | 8 | Please refer to page 61. |
| Heated and cooled front seats with heated rear seats | 033GQ | – | – | 8 | 8 | |
| Heated and cooled front seats with heated rear seats and third row seats (7) (8) | 033BK | – | – | 8 | 8 | |
| Heated and cooled front and rear seats with heated third row seats (7) (8) | 033BL | – | – | 8 | 8 | Please refer to page 61. |
| Intelligent Seat Fold (9) | 095HB | – | – | 8 | 8 | Please refer to page 19. |

4 Standard 8 Optional – Not Available.

(1) Must be fitted with powered tailgate or powered gesture tailgate. Not available with coil suspension (2) Only available with third row seats (3) Only available on HSE models with Rear Seat Entertainment (4) Only available with heated and cooled front seats (5) Only available with Two-zone Climate Control on S models and heated front windscreen (6) Only available with third row seats or powered third row seats, heated front windscreen, heated washer jets and heated steering wheel (7) Only available with Seat Pack 4 on HSE models and Seat Pack 4 or 5 on HSE Luxury models (8) Only available with third row seats and powered third row seats (9) Only available with third row seats, electrically reclining rear seats and powered third row seats.

Seating, Interior Features and Finishers (continued)

| | OPTION CODE | S | SE | HSE | HSE LUXURY | DESCRIPTION |
|-------------------------------------------------------------------------------------|-------------|---|----|-----|------------|-------------------------------------------------------------------------------|
| STEERING WHEEL | | | | | | |
| Manually adjustable steering column (4-way) | | 4 | 4 | – | – | |
| Power adjustable steering column (4-way) | 049AL | – | – | 4 | 4 | |
| Premium leather steering wheel with multi-functional controls and gearshift paddles | | 4 | 4 | 4 | 4 | |
| Heated steering wheel | 032DV | 8 | 8 | 8 | 8 | A heated leather steering wheel is available for the ultimate driver comfort. |
| INTERIOR FINISHERS | | | | | | |
| Ebony finisher | | 4 | – | – | – | Please refer to page 109. |
| Gloss Black finisher | | – | 4 | – | – | Please refer to page 109. |
| Natural Shadow Oak veneer | 088JU | – | 8 | 4 | 4 | Please refer to page 109. |
| Natural Charcoal Oak veneer | 088HY | – | – | 8 | 8 | Please refer to page 109. |
| Front and rear premium carpet mats | 079BO | 8 | 8 | 8 | 4 | |
| HEADLINING | | | | | | |
| Nimbus headlining | | 4 | 4 | 4 | 4 | Please refer to pages 106-108. |
| Ebony headlining (10) | 005BJ | 8 | 8 | 8 | 8 | Please refer to pages 106-108. |

4 Standard 8 Optional – Not Available.

(10) Not available with Nimbus/Espresso interior colourway.

STANDARD AND OPTIONAL FEATURES

Seating, Interior Features and Finishers (continued)

| | OPTION CODE | S | SE | HSE | HSE LUXURY | DESCRIPTION |
|----------------------------------------------------------------------------------|---------------|---|-------|-----|------------|--------------------------------------------------|
| INTERIOR FEATURES | | | | | | |
| Driver and passenger sun visors with illuminated vanity mirrors | | 4 | 4 | 4 | 4 | |
| Front and rear grab handles | | 4 | 4 | 4 | 4 | |
| Illuminated glove box, overhead console downlight, loadspace light and map light | | 4 | 4 | 4 | 4 | |
| Smoker's Pack | 094AA | 8 | 8 | 8 | 8 | Includes ashtray and cigar lighter in front row. |
| Auto-dimming interior rear view mirror | 031CG | 8 | 4 | 4 | 4 | |
| Ambient Interior Lighting | 064LA / 064FB | – | 4 | 4 | – | |
| Configurable Ambient Interior Lighting | | – | – | – | 4 | Please refer to page 61. |
| Rear reading lights | 064MA | – | 8 (1) | 4 | 4 | |
| Twin front cupholders | 026SA | 4 | 4 | – | – | |
| Twin front cupholders with cover | 026SB | – | – | 4 | 4 | Please refer to page 23. |
| Shopping bag hook (curry hook) | 095GB | – | – | 4 | 4 | Please refer to page 22. |
| Upper secondary glove box | 030EC | – | 4 | 4 | 4 | Please refer to page 22. |
| Front centre console cooler compartment | 038EA | 8 | 8 | 8 | 4 | Please refer to page 22. |
| Air conditioning | 022AM | 4 | – | – | – | Please refer to page 61. |
| Two-zone Climate Control | 022AY | 8 | 4 | – | – | Please refer to page 61. |
| Three-zone Climate Control | 022BC | – | – | 4 | 4 | Please refer to page 61. |
| Four-zone Climate Control | 022BG | – | – | 8 | 8 | Please refer to page 61. |
| STOWAGE | | | | | | |
| Overhead stowage for sunglasses (2) | | 4 | 4 | 4 | 4 | |
| Rear armrest with twin cupholders | | – | 4 | 4 | 4 | Please refer to page 22. |
| Cubby box with central hinged twin lidded stowage | | 4 | 4 | 4 | 4 | Please refer to page 22. |
| Lower centre console stowage | | 4 | 4 | 4 | 4 | Please refer to page 23. |
| Third row side stowage with lid and single 5V charging point (3) | | 4 | 4 | 4 | 4 | Please refer to page 22. |
| In-facia stowage | | – | – | 4 | 4 | Please refer to page 23. |

4 Standard 8 Optional – Not Available.

(1) Standard when fitted with electric sunroof or fixed panoramic sunroof (2) Not available when Rear Seat Entertainment is fitted (3) Only available with third row seats.

Safety and Security

| OPTION CODE | S | SE | HSE | HSE LUXURY | DESCRIPTION |
|-------------------------------------------------|---|----|-----|------------|----------------------------------------------------------------------------------------------------------------------------------------------------------------------------------------------------------------------------------------------------------------------------------------------|
| Audible seat belt warning (including third row) | 4 | 4 | 4 | 4 | Please refer to page 70. |
| Front side impact airbags | 4 | 4 | 4 | 4 | Please refer to page 70. |
| Hazard lights under heavy braking | 4 | 4 | 4 | 4 | |
| Perimetric alarm | 4 | 4 | 4 | 4 | |
| Rollover deployment of restraints | 4 | 4 | 4 | 4 | Please refer to page 70. |
| Side curtain airbags | 4 | 4 | 4 | 4 | Please refer to page 70. |
| Front passenger seat ISOFIX | – | 4 | 4 | 4 | Please refer to page 70. |
| Third row ISOFIX | 4 | 4 | 4 | 4 | Standard when third row seats are specified. Please refer to page 70. |
| Advanced Alarm System | 4 | 4 | 4 | 4 | The Advanced Alarm System offers enhanced theft-protection, using ultrasonic sensors to detect any intrusion into the cabin area when the vehicle is locked. When the alarm is activated, the vehicle emits an acoustic warning and the hazard warning lights are automatically switched on. |
| First aid kit | 4 | 4 | 4 | 4 | |

4 Standard 8 Optional – Not Available.

STANDARD AND OPTIONAL FEATURES

Driver Assistance, Convenience and Loadspace Features

| | OPTION CODE | S | SE | HSE | HSE LUXURY | DESCRIPTION |
|-------------------------------------------|-------------|-------|----|-----|------------|---------------------------------------------------------------------------------------------------------------------------------------------------------------------------------------------------------------------------------------------------------------------------------------------------------------|
| Push Button Start | | 4 | 4 | 4 | 4 | |
| Cruise Control | | 4 | 4 | 4 | 4 | |
| Adaptive Cruise Control with Queue Assist | 065AG | 8 | 8 | 8 | 8 | Please refer to page 44. |
| Lane Departure Warning | | 8 | 8 | 8 | 8 | |
| Driver Condition Monitor (1) | 086DH | 8 | 8 | 8 | 8 | Please refer to page 44. |
| Lane Keep Assist (1) | 086BG | 8 | 8 | 8 | 8 | Please refer to page 44. |
| Rear Parking Aid | 086EH | 8 | 4 | 4 | 4 | |
| Front Parking Aid (2) | 086EG | 8 | 4 | 4 | 4 | |
| 360° Parking Aid | 036MB | 8 | 8 | 8 | 8 | Sensors located around the vehicle are automatically triggered when Reverse is selected, or can be manually activated, with a graphic appearing on the Touchscreen showing an overhead view of the vehicle. As you park, the Touchscreen display and audio feedback indicates how close you are to obstacles. |
| Park Assist (3) | 086HA | 8 | 8 | 8 | 8 | Please refer to page 45. |
| Rear View Camera | 086FA | 8 | 4 | 4 | – | Please refer to page 45. |
| Surround Camera System | 086GC | 8 (4) | 8 | 8 | 4 | Please refer to page 45 and 49. |
| Keyless Entry | 066AC | – | 8 | 4 | 4 | The driver is able to access the vehicle without the need to take the remote smart key out of a bag or pocket. |
| Activity Key | 066CA | – | 8 | 8 | 8 | Please refer to page 63. |
| Remote Park Heat with Timed Climate | 043AV | 8 | 8 | 8 | 8 | This pre-heats the engine, channelling residual heat into the cabin, so the vehicle is warm and comfortable by the time you leave the house. |
| LOADSPACE FEATURES | | | | | | |
| Luggage retention loops | | 4 | 4 | 4 | 4 | |
| Loadspace cover | | 4 | 4 | 4 | 4 | |
| Loadspace storage rails (5) | 135AH | 8 | 8 | 8 | 8 | |
| Loadspace partition net | 026EU | – | 8 | 8 | 8 | |
| Powered tailgate | 070AW | 8 | 8 | 4 | – | |
| Powered gesture tailgate (6) | 070BA | – | 8 | 8 | 4 | |
| Powered inner tailgate (7) | 079EC | 8 | 8 | 4 | 4 | |

4 Standard 8 Optional – Not Available.

(1) Option only available as part of Drive Pro Pack (2) Only available with Rear Parking Aid (3) Requires 360° Parking Aid (4) Only available with Front Parking Aid or 360° Parking Aid, Blind Spot Monitor and Surround Camera System (5) Only available with 5 seats (6) Only available with Keyless Entry and includes powered tailgate (7) Only available with powered tailgate or powered gesture tailgate on S and SE models.

Information, Communication and Entertainment

| | OPTION CODE | S | SE | HSE | HSE LUXURY | DESCRIPTION |
|-------------------------------------------------------------------------------|-------------|-------|----|-----|------------|--------------------------|
| 20.32 cm (8) Touchscreen (InControl Touch) | | 4 | 4 | – | – | |
| 25.4 cm (10) Touchscreen (InControl Touch Pro) | | – | – | 4 | 4 | |
| Dual View Touchscreen (8) | 087AS | – | – | 8 | 8 | |
| Land Rover Sound System 80 W with 6 speakers | | 4 | – | – | – | Please refer to page 54. |
| Land Rover Enhanced Sound System 250 W with 10 speakers | 025KM | 8 | 4 | – | – | Please refer to page 54. |
| Meridian™ Sound System 380 W with 10 speakers plus subwoofer | 025LM | – | – | 4 | – | Please refer to page 54. |
| Meridian™ Digital Surround Sound System 825 W with 14 speakers plus subwoofer | 025LN | – | – | 8 | 4 | Please refer to page 54. |
| Bluetooth® connectivity | | 4 | 4 | 4 | 4 | |
| Rear Seat Entertainment (8) | 129AH | – | – | 8 | 8 | Please refer to page 57. |
| InControl Touch Navigation | 087AT | 8 (9) | 4 | – | – | Please refer to page 51. |
| InControl Touch Pro Navigation | 087AU | – | – | 4 | 4 | Please refer to page 51. |
| InControl Apps | 025PA | 8 (9) | 8 | 8 | 8 | Please refer to page 51. |
| Head-up Display (10) | 039IB | – | 8 | 8 | 8 | Please refer to page 41. |
| Single 12V auxiliary charging point (upper glove box) | | – | 4 | 4 | 4 | |
| Single 12V auxiliary charging point (second row) | | 4 | – | – | – | |
| Twin 12V auxiliary charging points (second row) | 054AM | – | 4 | 8 | 8 | |
| Twin USB sockets (second row) | 054AN | – | 8 | 4 | 4 | Please refer to page 57. |

4 Standard 8 Optional – Not Available.

The Bluetooth® word mark and logos are owned by the Bluetooth SIG, Inc. and any use of such marks by Land Rover is under licence.

(8) Overhead stowage for sunglasses is not available with Rear Seat Entertainment and Dual View Touchscreen. HSE models require winged headrests with Rear Seat Entertainment

(9) Only available with Land Rover Enhanced Sound System 250 W with 10 speakers. InControl Apps only available with InControl Touch Navigation

(10) Only available on SE and HSE models with infrared reflective windscreen.

STANDARD AND OPTIONAL FEATURES

Option Packs

| | OPTION CODE | S | SE | HSE | HSE LUXURY |
|-------------------------------------------------------------------------------|-------------|---|----|-----|------------|
| BLACK DESIGN PACK | 074LN | | | | |
| Black exterior | | – | 8 | 8 | 8 |
| 50.80 cm (20) 5 split-spoke 'Style 5011' with Gloss Black finish alloy wheels | | – | 8 | 8 | 8 |
| 53.34 cm (21) 5 split-spoke 'Style 1012' with Gloss Black finish alloy wheels | | – | 8 | 8 | 8 |
| DRIVE PRO PACK | 074VY | | | | |
| Driver Condition Monitor | | 8 | 8 | 8 | 8 |
| Adaptive Cruise Control with Queue Assist | | 8 | 8 | 8 | 8 |
| Lane Keep Assist | | 8 | 8 | 8 | 8 |
| 7 SEAT PACK (1) | 074SC | | | | |
| Third row seats | | 8 | – | – | – |
| Twin-speed transfer box (high/low Range) (Sd4 Ingenium only) | | 8 | – | – | – |
| Electronic air suspension | | 8 | – | – | – |
| Powered tailgate | | 8 | – | – | – |
| CAPABILITY PLUS PACK (2) | 074PM | | | | |
| Active rear locking differential | | – | 8 | 8 | 8 |
| Terrain Response 2 | | – | 8 | 8 | 8 |
| All Terrain Progress Control (ATPC) | | – | 8 | 8 | 8 |

8 Optional – Not Available.

(1) Only available with Td4 Ingenium S models. Not available with Capability Plus Pack (2) Not available with 7 Seat Pack.

Option Packs (continued)

| | OPTION CODE | S | SE | HSE | HSE LUXURY |
|---------------------------------------------|-------------|---|----|-----|------------|
| COLD CLIMATE PACK (3) (4) | 072AC | | | | |
| Heated windscreen | | 8 | 8 | 8 | 8 |
| Heated washer jets | | 8 | 8 | 8 | 8 |
| Heated steering wheel | | 8 | 8 | 8 | 8 |
| Heated front and rear seats | | 8 | 8 | 8 | - |
| 7 SEAT COLD CLIMATE PACK (3) (4) (5) | 072BN | | | | |
| Heated windscreen | | - | - | 8 | - |
| Heated washer jets | | - | - | 8 | - |
| Heated steering wheel | | - | - | 8 | - |
| Heated front, rear and third row seats | | - | - | 8 | - |
| CLIMATE COMFORT PACK (3) | 072BF | | | | |
| Infrared reflective windscreen | | - | - | 8 | - |
| Heated and cooled front seats | | - | - | 8 | - |
| Front centre console cooler compartment | | - | - | 8 | - |

8 Optional – Not Available.

(3) Not available with other Climate Pack options (4) Not available with Seat Pack 5 (5) Only available with third row seats.

STANDARD AND OPTIONAL FEATURES

Option Packs (continued)

| | OPTION CODE | S | SE | HSE | HSE LUXURY |
|--------------------------------------------------------------------|-------------|---|----|-----|------------|
| VERSATILE CLIMATE COMFORT PACK (1) | 072BM | | | | |
| Infrared reflective windscreen | | - | - | 8 | - |
| Heated and cooled front seats with heated rear seats | | - | - | 8 | 8 |
| Front centre console cooler compartment | | - | - | 8 | - |
| Heated windscreen | | - | - | 8 | 8 |
| Heated washer jets | | - | - | 8 | 8 |
| Heated steering wheel | | - | - | 8 | 8 |
| LUXURY CLIMATE COMFORT PACK (1) | 072BL | | | | |
| Heated and cooled front and rear seats | | - | - | 8 | 8 |
| Four-zone Climate Control | | - | - | 8 | 8 |
| Seat Pack 4 | | - | - | 8 | - |
| Seat Pack 5 | | - | - | - | 8 |
| Infrared reflective windscreen | | - | - | 8 | 8 |
| Heated windscreen | | - | - | 8 | 8 |
| Heated washer jets | | - | - | 8 | 8 |
| Heated steering wheel | | - | - | 8 | 8 |
| 7 SEAT LUXURY CLIMATE COMFORT PACK (1) (2) | 072BP | | | | |
| Heated and cooled front and rear seats with heated third row seats | | - | - | 8 | 8 |
| Four-zone Climate Control | | - | - | 8 | 8 |
| Seat Pack 4 | | - | - | 8 | - |
| Seat Pack 5 | | - | - | - | 8 |
| Infrared reflective windscreen | | - | - | 8 | 8 |
| Heated windscreen | | - | - | 8 | 8 |
| Heated washer jets | | - | - | 8 | 8 |
| Heated steering wheel | | - | - | 8 | 8 |

8 Optional – Not Available.

(1) Not available with other Climate Pack options or Technology Plus Pack (2) Only available with third row seats.

Option Packs (continued)

| | OPTION CODE | S | SE | HSE | HSE LUXURY |
|---------------------------------------------------------|-------------|---|----|-----|------------|
| TECHNOLOGY PACK | 074KY | | | | |
| Rear Parking Aid | | 8 | - | - | - |
| Front Parking Aid | | 8 | - | - | - |
| Powered tailgate | | 8 | - | - | - |
| Land Rover Enhanced Sound System 250 W with 10 speakers | | 8 | - | - | - |
| InControl Touch Navigation | | 8 | - | - | - |
| TECHNOLOGY PLUS PACK (3) | 074QM | | | | |
| Adaptive LED headlights with LED signature | | - | 8 | 8 | - |
| Infrared reflective windscreen | | - | 8 | 8 | - |
| Head-up Display | | - | 8 | 8 | - |
| Powered gesture tailgate | | - | 8 | 8 | - |
| VISION ASSIST PACK (4) | 041CB | | | | |
| Adaptive LED headlights with LED signature | | - | 8 | 8 | - |
| Automatic headlights | | 8 | - | - | - |
| Auto High Beam Assist (AHBA) | | - | 8 | - | - |
| Rain sensing windscreen wipers | | 8 | - | - | - |
| Power fold, heated door mirrors with approach lights | | 8 | - | - | - |
| Surround Camera System | | 8 | 8 | 8 | - |

8 Optional – Not Available.

(3) Not available with Versatile Climate Comfort Pack, Luxury Climate Comfort Pack, Vision Assist Pack or 7 Seat Luxury Climate Comfort Pack

(4) Not available with Technology Plus Pack. Adaptive LED headlights with LED signature only available with signature hi-line tail lights.

3

CHOOSE YOUR COLOUR

Now you have chosen your All-New Discovery model, you can select your exterior paint colour. From rich, deep lustres to incandescent metallic patinas, our paints incorporate the latest in pigment technologies. Our solid paints produce a deep flat colour. Our metallics deliver a sparkle finish that is sure to catch the eye. And our premium metallic paints enhance both the colour and the intensity of the sparkle, or sleek metallic finish to give your vehicle even more presence.

Fuji White (solid)



Yulong White (metallic)



Indus Silver (metallic)



Corris Grey (metallic)



Kaikoura Stone (metallic)



Scotia Grey (metallic)



Aintree Green (metallic)



Loire Blue (metallic)



Santorini Black (metallic)



Firenze Red (metallic)



Montalcino Red (metallic)



Namib Orange (premium metallic)



Silicon Silver (premium metallic)



Aruba (premium metallic)



Waitomo Grey (premium metallic)



Carpathian Grey (premium metallic)




Farallon Black (premium metallic)




4


CHOOSE YOUR WHEELS




48.26 cm (19) 5 SPLIT-SPOKE
'STYLE 5021'



50.80 cm (20) 5 SPLIT-SPOKE
'STYLE 5011'



50.80 cm (20) 5 SPLIT-SPOKE
'STYLE 5011'
WITH GLOSS BLACK FINISH (1)




50.80 cm (20) 10 SPLIT-SPOKE
'STYLE 1011'

| | OPTION CODE | S | SE | HSE | HSE LUXURY |
|----------------------------------------------------------------------|-------------|---|----|-----|------------|
| WHEELS | | | | | |
| 48.26 cm (19) 5 split-spoke 'Style 5021' | | 4 | 4 | – | – |
| 50.80 cm (20) 5 split-spoke 'Style 5011' | 031HG | 8 | 8 | 4 | – |
| 50.80 cm (20) 5 split-spoke 'Style 5011' with Gloss Black finish (1) | 031HJ | – | 8 | 8 | 8 |
| 50.80 cm (20) 10 split-spoke 'Style 1011' | 031HH | 8 | 8 | 8 | 4 |

53.34 cm (21) wheels only available with electronic air suspension.

4 Standard 8 Optional – Not Available.


100 (1) Only available with Black Design Pack and will incur an additional cost.




53.34 cm (21) 9 SPOKE
'STYLE 9002'



53.34 cm (21) 9 SPOKE
'STYLE 9002'
WITH DIAMOND TURNED FINISH



53.34 cm (21) 10 SPLIT-SPOKE
'STYLE 1012'



53.34 cm (21) 10 SPLIT-SPOKE
'STYLE 1012'
WITH GLOSS BLACK FINISH (1)

| | OPTION CODE | S | SE | HSE | HSE LUXURY |
|-----------------------------------------------------------------------|-------------|---|----|-----|------------|
| WHEELS | | | | | |
| 53.34 cm (21) 9 spoke 'Style 9002' | 031HK | - | 8 | 8 | 8 |
| 53.34 cm (21) 9 spoke 'Style 9002' with Diamond Turned finish | 031HM | - | - | 8 | 8 |
| 53.34 cm (21) 10 split-spoke 'Style 1012' | 031HL | - | 8 | 8 | 8 |
| 53.34 cm (21) 10 split-spoke 'Style 1012' with Gloss Black finish (1) | 031HN | - | 8 | 8 | 8 |

53.34 cm (21) wheels only available with electronic air suspension.

5

CHOOSE YOUR INTERIOR – SEAT CONFIGURATION



Electrically Reclining Rear Seats

Available as an option on HSE and HSE Luxury with optional third row seats, these seats have forwards/backwards movement of 160 mm allowing truly flexible use of space for luggage or to maximise passenger legroom. The seats also power recline up to 27° and allow for load-through to provide even greater comfort and convenience.

60:40 Manual Slide and Recline Seats (not shown)

The standard 60:40 five-seat configuration features three comfortable seating positions and load through feature.



























Seven Full-Size Seats with Stadium Seating

A neatly integrated optional third row of seats gives you even more versatility, with the third row easily accessed at the touch of a button. On HSE and HSE Luxury models, the third row has the option of heating, a first for the

segment, as well as the capability of power folding. All-New Discovery makes light work of carrying you and six other adults in the most comfortable and contemporary surroundings.

CHOOSE YOUR INTERIOR – COLOUR COMBINATIONS

Now you have chosen your model, you can use this table to select the perfect combination of interior colour, exterior colour and interior finishers.

| | (A) | (B) | (C) | (D) | (E) |
|--------------------------------------------------------------------------------------------------------------------------|--------------------------------|--------------------------------|------------------------------------|--------------------------------------|----------------------------------|
| COLOURWAYS | EBONY / EBONY (page 106) | ACORN / EBONY (page 107) | NIMBUS / ESPRESSO (page 107) | VINTAGE TAN / EBONY (page 108) | GLACIER / EBONY (page 108) |
| INTERIOR COLOUR | | | | | |
| Seat colour | Ebony | Acorn | Nimbus | Vintage Tan | Glacier |
| Carpet | Ebony | Ebony | Espresso | Ebony | Ebony |
| MODEL | | | | | |
| S (Cloth) | 6 | – | – | – | – |
| SE (Grained leather) | 6 | 6 | – | – | – |
| HSE (Grained leather) | 6 | 6 | 6 | – | – |
| HSE (Windsor leather) | 6 | – | 6 | 6 | – |
| HSE LUXURY (Windsor leather) | 6 | – | 6 | 6 | 6 |
| INTERIOR FINISHERS | | | | | |
|  Ebony finisher* | 6 | – | – | – | – |
|  Gloss Black finisher** | 6 | 6 | – | – | – |
|  Brushed Linear Aluminium trim finisher | 6 | 6 | 6 | 6 | 6 |
|  Natural Shadow Oak veneer | 6 | 6 | 6 | 6 | 6 |
|  Natural Charcoal Oak veneer† | 6 | 6 | 6 | 6 | 6 |
|  High Gloss Charcoal Oak veneer† | 6 | 6 | 6 | 6 | 6 |
|  Titanium Mesh trim finisher | – | – | – | – | – |
| EXTERIOR COLOUR | | | | | |
|  Fuji White | 6 | 6 | 6 | – | 6 |
|  Yulong White | – | 6 | 6 | – | 6 |
|  Indus Silver | – | 6 | 6 | 6 | 6 |
|  Corris Grey | – | 6 | 6 | 6 | 6 |
|  Kaikoura Stone | 6 | – | – | – | 6 |
|  Scotia Grey | 6 | 6 | 6 | 6 | – |
|  Aintree Green | 6 | 6 | – | 6 | 6 |
|  Loire Blue | 6 | 6 | 6 | 6 | 6 |
|  Santorini Black | – | – | 6 | 6 | – |
|  Firenze Red | 6 | 6 | 6 | 6 | 6 |
|  Montalcino Red | 6 | 6 | 6 | – | – |
|  Namib Orange | – | 6 | – | 6 | 6 |
|  Silicon Silver | 6 | – | – | 6 | – |
|  Aruba | 6 | – | – | 6 | – |
|  Waitomo Grey | 6 | 6 | – | – | 6 |
|  Carpathian Grey | – | 6 | 6 | – | – |
|  Farallon Black | 6 | 6 | 6 | – | 6 |

– Combination is Designer's Choice 6 Combination is Available – Not Available.

*Available on S models only **Available on SE models only †Available on HSE and HSE Luxury models only.

The above table is designed as a guide. Please contact your nearest Land Rover Retailer for more information.



| | 1 | 2 | 3 | 4 | 5 | 6 |
|------------|------------------------------|---------------|------------------------|-------------------------|--------------------------|------------------------|
| COLOURWAYS | DOOR LOWER AND ARMREST UPPER | DOOR ROLL TOP | INSTRUMENT PANEL UPPER | CENTRE STACK SIDE RAILS | CUBBY BOX | INSTRUMENT MID-SECTION |
| A | Ebony/Ebony | Ebony | Ebony | Ebony | Gloss Black* | Ebony |
| B | Acorn/Ebony | Ebony | Acorn | Ebony | Gloss Black** | Acorn |
| C | Nimbus/Esspresso | Espresso | Nimbus | Espresso | Nimbus Brushed Aluminium | Nimbus |
| D | Vintage Tan/Ebony | Ebony | Vintage Tan† | Ebony | Satin Brushed Aluminium | Vintage Tan† |
| E | Glacier/Ebony | Ebony | Glacier | Ebony | Nimbus Brushed Aluminium | Glacier |

*Satin Brushed Aluminium on HSE and HSE Luxury models **Satin Brushed Aluminium on HSE (Grained leather) †Ebony on HSE (Windsor leather). Interior shown above is HSE Luxury in Nimbus/Esspresso.

AVAILABLE INTERIOR COLOUR COMBINATIONS


The cabin in All-New Discovery embodies the finest of contemporary living. Bold horizontal and vertical lines and superb levels of comfort create a space in which you and your family and friends will want to spend time. A wide range of colourway and seat material choices are available to suit all tastes.

A **Ebony / Ebony** (available on S, SE, HSE and HSE Luxury)



Interior shown: S interior in Ebony/Ebony with Seat Pack 1 Ebony cloth seats, and Ebony finisher.

B Acorn / Ebony (available on SE and HSE)



Interior shown: SE interior in Acorn/Ebony with Seat Pack 2 Acorn Grained leather seats, and Gloss Black finisher.

C Nimbus / Espresso (available on HSE and HSE Luxury)



Interior shown: HSE interior in Nimbus/Espresso with Seat Pack 3 Nimbus Grained leather seats, and Natural Shadow Oak veneer.

D **Vintage Tan / Ebony** (available on HSE and HSE Luxury)



Interior shown: HSE Luxury interior in Vintage Tan/Ebony with Seat Pack 4 Vintage Tan Windsor leather seats with Ebony contrast micropiping, and Natural Charcoal Oak veneer.

E **Glacier / Ebony** (available on HSE Luxury)



Interior shown: HSE Luxury interior in Glacier/Ebony with optional Seat Pack 5 Glacier Windsor leather seats with Ebony contrast micropiping, and Natural Shadow Oak veneer.

INTERIOR FINISHERS


Now you have chosen your interior colour combination, choose one of six interior finishers. For full availability and designer's choices, please see the colour and trim matrix on pages 104 and 105.



High Gloss Charcoal Oak veneer



Brushed Linear Aluminium trim finisher




Gloss Black finisher



Ebony finisher



Natural Charcoal Oak veneer



Natural Shadow Oak veneer

6

LAND ROVER APPROVED ACCESSORIES

All-New Discovery is so capable and adaptable it can get straight to work across a huge variety of vastly differing conditions and roles. Even so, some owners want to add their own stamp of individuality by tailoring their All-New Discovery to their specific needs with a range of stylish, practical accessories that are tough, versatile and bring an opportunity for personalisation.



Importantly, these accessories can be added by your Land Rover Retailer at any stage during the vehicle's life – not just when it's new. Naturally, Land Rover Approved Accessories are designed, tested and manufactured to the same exacting standards as the original equipment fitted to your vehicle.

DESIGN



Loadspace Rigid Organiser System
VPLRS0355


Convenient loadspace organiser tray provides segregated compartments to stow wet, dirty or delicate items or separate shopping/luggage. The front and rear compartments also have flexible dividers to create smaller compartments within them. Featuring two lockable lids, it is secured via loadspace 'D' loops*.



Stainless Steel Undershield – Front
VPLRP0254

Stainless Steel Undershield – Rear
VPLRP0255 – Non Tow Bar
VPLRP0256 – Tow Bar
VPLRP0257 – Electrically Deployable Tow Bar

The off-road designed undershield, manufactured from stainless steel, features a premium Bright Polished finish for the front and rear of the vehicle.



Sports Pedal Covers
VPLGS0160

Stainless steel Bright finish sports pedal covers are easy to fit and feature hidden fixings for a clean finish.



Bright Side Tubes**
VPLRP0270

Highly polished stainless steel side tubes provide an off-road inspired appearance, designed to complement the vehicle's exterior design.



Styled Valve Caps
LR027666 – Black Jack
LR027664 – Union Jack
LR027560 – Land Rover

This exclusive range of styled valve caps, available in a choice of designs, provide a subtle design enhancement to alloy wheels. Sold as a set of four.








Mirror covers
VPLGB0073 – Noble Chrome
VPLAB0132 – Chrome (not shown)

Noble plated mirror covers designed to enhance All-New Discovery's exterior design cues. This neat upgrade complements various Atlas and Bright finish exterior trim.

*Available with both standard 5 seat and optional third row seats. Not available with other loadspace accessories. Where specified, third row seats must be stowed **Fitting of side tubes may affect the off-road capability of the vehicle.

TOURING



Click and Go System
 VPLRS0388 – Click and Go Base
 VPLRS0389 – Click and Hook
 VPLRS0395 – Click and Work



Click and Hook is a universal hook that creates extra storage space for items to be hung. Click and Work is a folding table especially useful on long journeys and offers the rear passengers a practical surface providing some office space and a cupholder. Click and Go Base required for all attachments.

Click and Go System
 VPLRS0390 – Click and Hang
 VPLRS0391 – Click and Play (iPad® 2 – 4)
 VPLRS0392 – Click and Play (iPad® Air)
 VPLRS0393 – Click and Play (iPad® Mini)
 VPLRS0394 – Click and Play Samsung Galaxy Tab (10.1")

Click and Hang is a removable coat hanger allowing for shirts and jackets to be kept crease-free whilst transporting. Click and Play is a removable tablet holder attachment which is available for various tablets, and can be easily positioned in multiple angles for in cabin comfort and rear entertainment.

Centre Armrest Cooler/Warmer Box
 VPLVS0176

Food and drinks chiller and warmer that acts as a rear centre armrest. With a leather-covered top, it is held in place by the centre seat belt and powered from the rear auxiliary socket. Ideal for long journeys with the family.



Sunshades
 VPLRS0367 – Second row
 VPLRS0363 – Third row
 VPLRS0364 – Rear tailgate

Easy to install or remove these sun blinds provide increased comfort helping to protect the interior from heat and glare of the sun.



Roof Rails*
 VPLRR0156 – Silver
 VPLRR0155 – Black (not shown)

Roof rails facilitate easy fitment of cross bars for roof carrying. Pre-set positioning points ensure cross bars are fixed in optimum position for weight distribution and dynamics. Maximum payload 80 kg.**



Cross Bars*
 VPLRR0154

Elegant, durable Bright finish aluminium cross bars, with compact design which utilises the full length of the bars, providing space to mount multiple accessories. Aerodynamic profile minimises drag and wind noise. Maximum payload 74 kg.**

Roof Box*
 VPLWR0100 – Large Sports Roof Box*
 VPLVR0062 – Luggage Box* (not shown)
 VPLVR0061 – Sports Roof Box* (not shown)

Available in a range of sizes, all versions can be mounted either side for kerbside opening in any country and include integral locks for security and peace of mind. Carrying capacity ranges from 320 l for the Sports Box to the 410 l Luggage Box or the capacious 430 l Large Sports Box. Maximum payload 57 kg.**

SPORTING



Towing System – Detachable Tow Bar
VPLRT0171

The detachable tow bar system is easily removed to give the vehicle a clean look and can tow a trailer with a 3 500 kg load capacity. Lockable for security. Requires tow eye cover.



Towing System – Multi-Height Tow Bar
VPLRT0175

Multi-height tow hitch allows for three different tow-ball height positions. Simple to fit, once armature installed, and can be swapped between positions in seconds. 50 mm tow ball is included and will take up to 3 500 kg trailer load and 350 kg nose weight. Requires tow eye cover.



VPLRT0172 – Towing System – Electrically Deployable Tow Bar
VPLRT0192 – Electrically Deployable Tow Bar Module, Switch & Harness Kit

The electrically deployable tow bar is stowed discreetly behind the rear bumper when not in use, providing a clean attractive finish. It is designed to deploy/stow in 12 s and is operated by a switch in the rear loadspace. Returns to original position if any obstructions encountered during deploying/stowing. Towing electrics available separately (also hidden until deployed). Approved for up to 3 500 kg trailer load and 350 kg nose weight. Requires tow eye cover, tow bar module and switch & harness kit.



Tow Bar Mounted Bike Carrier
VPLVR0066 – 2 Bike Carrier*
VPLVR0068 – 3 Bike Carrier* (not shown)

Tow bar mounted bike carrier available for two or three bikes. A quick release design for ease of use and lockable for security. Maximum load capacity 51 kg (on the 3 bike carrier).



Ski/Snowboard Carrier*
LR006849

Carries four pairs of skis or two snowboards and incorporates slider rails for easy loading, is also lockable for security. Maximum payload 36 kg.**



Protective Seat Covers
VPLRS0335PVJ – First Row – Ebony
VPLRS0337LKP – First Row – Nimbus
VPLRS0336PVJ – Second Row – Ebony (not shown)
VPLRS0338LKP – Second Row – Nimbus (not shown)

Protects seats from wet, dirty clothes as well as general wear and tear. Simple to fit and easily wipeable. Includes headrest and armrest covers.



Body Side Mouldings
VPLRP0286 – Bright finish
VPLRP0285 – Black finish (not shown)

Enhances the side of your vehicle and provides protection for your door panels from accidental damage by adjacent vehicles.

*Heat shield is required for two and three tow bar mounted bike carrier – VPLWR0124.

ACTIVE



Fixed Side Steps*
VPLRP0269


The side step aids entry and exit to the vehicle and improve access to the roof. Design features include Bright stainless steel edge trim and a rubber tread mat.



Loadspace Partition
VPLRS0374 – Full Height
VPLRS0375 – Half Height

Designed to prevent luggage from entering the passenger compartment. The design of the luggage partition has been optimised to second row seating featuring tilt functionality. The Luggage Partition Divider can be fitted to the luggage partition to separate the loadspace into two sections. Semi-rigid waterproof loadspace liner tray with a raised lip on three sides to protect loadspace floor and side wall carpets from dirt or wet equipment.

VPLRS0376 – Luggage Partition Divider
VPLRS0386 – Loadspace Liner Tray



Loadspace Rubber Mat**
VPLRS0375PVJ – Ebony
VPLRS0375AAM – Espresso (not shown)

The Land Rover branded waterproof rubber mat helps to protect the rear loadspace carpet from general dirt.




Passenger Footwell Net
VPLRS0431PVJ – Ebony
VPLRS0462AAM – Espresso (not shown)

Easily accessible by the passenger, the passenger footwell net provides additional storage space within the cabin, ideal for everyday small items such as maps and letters.



Mudflaps
VPLRP0283 – Front
VPLRP0282 – Rear

Mudflaps are a popular upgrade for reducing spray and ensuring paintwork is protected from debris and dirt. Engineered to complement the vehicle exterior design.



Rubber Floor Mats
VPLRS0332PVJ – Ebony
VPLRS0332AAM – Espresso (not shown)

Rubber footwell mats help provide protection from general dirt.

OTHER




iPhone® Connect and Charge Dock
VPLRV0119

The iPhone connect and charge dock has been designed to allow visibility of the phone whilst charging, utilising the cupholder space in the central console. When connected the iPhone media is accessible and has the ability to be controlled via the integrated infotainment system. The iPhone USB charger can be easily disconnected if the USB connection is required for other use. For use with iPhone 5, 5c, 5s, 6 and 6s.



Wireless Phone Charging Cupholder†
VPLRV0118

The wireless phone charging cupholder has been designed to allow visibility of the phone whilst charging, utilising the cupholder space in the centre console. The holder will accommodate phones up to 73 mm wide securely in place. The charger displays an LED light to indicate when charging, and turns off when complete.




Luxury Carpet Mats
VPLRS0330PVJ – Ebony
VPLRS0330AAM – Espresso

Luxurious, tailored, deep pile 2 050 g carpet mat set, with Land Rover ingot branding and waterproof backing, provide a well appointed finishing touch to the interior.



Snow Traction System
VPLGW0081

Snow traction system is designed to give improved steering and braking control on snow and ice, when fitted to front wheels. Easy-fit design, manufactured from high quality hardened galvanised steel, the chains are supplied in a tough vinyl carry bag for storage when not in use. Suitable for 48.26 cm (19)-53.34 cm (21) wheels.



Aqua Sports Carrier†
VPLGR0107

Carries one sailboard, canoe or kayak (2 Kayak Carrier carries two kayaks or canoes). Includes lockable multi-purpose holder to carry oars or paddles. Tilts to facilitate easy loading/unloading. Features lockable straps and rubber supports to maintain optimum weight distribution whilst protecting the kayak and vehicle from scratches/scuffs. Maximum load capacity 45 kg.

Aqua Sports Carrier – 2 Kayaks (not shown)‡
VPLWR0099

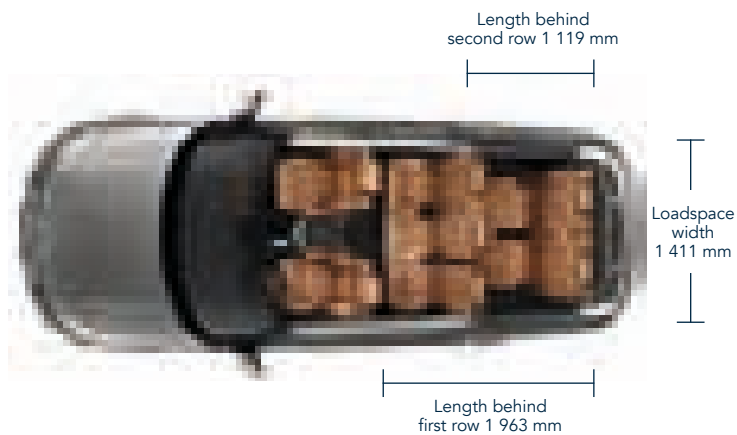


Luggage Carrier†
VPLRR0159

Flexible rack system to facilitate roof carrying. Maximum payload 61 kg^Δ.

†The wireless phone charging cupholder does not provide a connection to InControl Apps ‡Roof rails and cross bars are required for all Land Rover roof mounted accessories. Objects placed above the roof mounted satellite antenna may reduce the quality of the signal received by the vehicle and could have a detrimental effect on the navigation and satellite radio system, if fitted ^ΔMaximum payload equals the load capacity of the roof mounted accessory. iPhone® is a registered trademark of Apple Inc., registered in the US and other countries.

DIMENSIONS AND CAPABILITIES



Standard Ride Height

With roof antenna 1 888 mm

Dimensions

Height 1846 mm
Wheelbase 2922 mm

Headroom

Maximum front headroom with panoramic roof 1 016 mm
Rear headroom 991 mm

Loadspace Capacity

Rear seats upright
Height 939 mm, Width 1 411 mm
Maximum loadspace volume 1 137 l
Maximum length at floor 1 119 mm
Rear seats folded
Length behind first row 1 963 mm
Height 939 mm, Width 1 411 mm
Maximum loadspace volume 2 406 l
Maximum length at floor 1 963 mm

Obstacle Clearance


Air suspension 283 mm
Coil suspension 220 mm

Turning Circle

Kerb-to-kerb 12.3 m
Wall-to-wall 12.7 m
Turns lock-to-lock 2.7

Wading Depth

Maximum wading depth
Air suspension 900 mm
Coil suspension 850 mm



Width 2 220 mm mirrors out



Front wheel track
Air suspension 1 692 mm
Coil suspension 1 689 mm



Rear wheel track
Air suspension 1 687 mm
Coil suspension 1 685 mm



| | A | B | C |
|-----------------|-------|-------|-------|
| Ride Height | | | |
| Air suspension | 34.0° | 27.5° | 30.0° |
| Coil suspension | 29.0° | 22.2° | 27.0° |



TECHNICAL SPECIFICATION, PERFORMANCE AND KEY DATA

| | DIESEL | PETROL |
|--------------------------------------------------------------|--------------------------------|--------------------------------|
| | 3.0 l Td6 | 3.0 l Si6 |
| | AUTOMATIC | AUTOMATIC |
| POWER (kW) | 190 | 250 |
| Seats | 5 / 7 | 5 / 7 |
| ENGINE DATA | | |
| Power kW / r/min | 190 / 3 750 | 250 / 6 500 |
| Torque (Nm / r/min) | 600 / 1 750-2 250 | 450 / 3 500-5 000 |
| Capacity (cm ³) | 2 993 | 2 995 |
| No. of cylinders | 6 | 6 |
| Valves per cylinder | 4 | 4 |
| Cylinder layout | Longitudinal V6 | Longitudinal V6 |
| BRAKES | | |
| Front type | 2 x 48 mm sliding fist caliper | 2 x 48 mm sliding fist caliper |
| Front diameter (mm) | 360 | 360 |
| Rear type | 43 mm sliding fist caliper | 43 mm sliding fist caliper |
| Rear diameter (mm) | 350 | 350 |
| Park brake | Integrated motor-on caliper | Integrated motor-on caliper |
| WEIGHTS (kg) | | |
| Weight | 2 298 | 2 223 |
| Gross vehicle weight | 3 050 / 3 170 | 2 990 / 3 130 |
| TOWING (kg) | | |
| Unbraked trailer | 750 | 750 |
| Maximum towing | 3 500 | 3 500 |
| Maximum coupling point* / nose weight | 350 / 150 | 350 / 150 |
| Maximum vehicle and trailer combination / Gross Train Weight | 6 550 / 6 670 | 6 490 / 6 630 |
| ROOF CARRYING (kg) | | |
| Maximum roof load (including roof rack weight) | 80 | 80 |
| PERFORMANCE | | |
| Maximum speed (km/h) | 209 | 215 |
| Acceleration (s) 0-100 km/h | 8.1 | 7.1 |
| Fuel tank capacity – usable (l) | 85 | 89 |
| Diesel Particulate Filter (DPF) | 4 | – |

4 Standard – Not Available.

*With electrically deployable tow bar.

A WORLD OF LAND ROVER



LAND ROVER EXPERIENCE

Ever since its inception, Land Rover has been ready for anything. Its legendary capability has seen it tackle the most demanding of terrains, in the most difficult conditions. Its versatile interior has become synonymous with comfort and greater loadspace. And its 'can do' attitude has made it the most welcome of vehicles across the globe.

You can be part of the Land Rover story at one of our Land Rover Experience Centres. You can see how each and every one of these iconic vehicles is built. You can take one out onto off-road tracks where your driving skills will be put to the test. Or you can go even further on one of our Adventure Travel holidays to such countries as Tanzania, Iceland or Morocco.

Adventure awaits.

For more information, visit
landrover.com/experiences



LAND ROVER ONELIFE

As a Land Rover owner, you can look forward to receiving a complimentary copy of Onelife magazine for three years. This award-winning Land Rover magazine is published twice a year and reaches customers in 40 countries. Each issue is filled with the latest Land Rover news and vehicles, insights into the technology and design that shape each vehicle, inspirational journeys and opinions from international experts.



LAND ROVER FINANCIAL SERVICES

Getting the keys to your very own Land Rover has never been so simple. And it's more affordable than you might think. New or used, for personal or business use, we have an option that puts you in complete control. Please speak to your nearest Land Rover Retailer to find out more.

For more information, visit
landrover.in/offers-and-finance/

FLEET & BUSINESS

Land Rover is dedicated to being the premium manufacturer of choice for fleets and businesses, by providing a highly attractive range of vehicles and exemplary customer service.

Distinctive, capable and versatile, all Land Rover vehicles deliver low total cost of ownership through strong residual values, competitive service, maintenance and repair costs, and impressive fuel economy and CO₂ emissions.

We are also committed to providing a totally customer-focused aftersales service, which will ensure every Land Rover vehicle is kept on the road and in top condition, in the easiest and most cost-efficient way for businesses.

For more information, visit
landrover.in/fleet-and-business



LAND ROVER COLLECTION

The vehicle is just the beginning. The latest Land Rover Collection is now available for you to discover.

A meticulous attention to detail doesn't stop with our vehicles. You'll find the same level of craftsmanship in all of our clothing, travel items and premium gift ideas. So whether you're shopping for yourself or a loved one, you know the quality is assured.

The Land Rover Collection includes ladies and gents clothing, an extensive range of small leather goods such as wallets, portfolios, iPad and iPhone cases along with briefcases and weekender bags. A range of cufflinks and ladies silk scarves add a luxury feel to the collection. There's a kids collection too, with colourful fun clothing, caps and replica model vehicles for them to enjoy.

View the collection online* at landrover.in/experiences/branded-goods or contact your nearest Land Rover Retailer for more information.



ROADSIDE ASSISTANCE

Land Rover Assistance provides assistance in motoring emergencies, from immobilisation due to breakdown or accident to minor problems such as punctures. You can rely on our roadside assistance, whatever the situation, wherever you happen to be.

For further details please consult your Warranty Benefits handbook, contact your nearest Land Rover Approved Service Centre or visit landrover.in/ownership

IMPORTANT NOTICE: Jaguar Land Rover Limited is constantly seeking ways to improve the specification, design and production of its vehicles and alterations take place continually. Whilst every effort is made to produce up to date literature, this brochure should not be regarded as an infallible guide to current specifications, nor does it constitute an offer for the sale of any particular vehicle. Distributors and Retailers are not agents of Jaguar Land Rover Limited by any express or implied undertaking or representation.

All Land Rover Approved Accessories fitted by a Land Rover Retailer within one month or 1 600 kilometres/1 000 miles (whichever occurs first) of the handover of a new registered vehicle will benefit from the same warranty terms and period of cover as the vehicle warranty. Accessories purchased outside of these parameters will be subject to a 12 month unlimited mileage warranty. All Land Rover Approved Accessories are rigorously tested to the same exacting standards as those applied to our vehicles. Performance in extreme hot and cold temperatures, corrosion resistance, impact and airbag deployment highlight some of the exhaustive product testing carried out to ensure accessories are both durable and importantly, continue to comply with current legislation. Some of the accessories featured are not available on all models. Please consult your nearest Land Rover Retailer for more information.

All our accessories are designed to be an integral part of Land Rover vehicles. While many items such as roof carriers are simple to fit, some products require specialist tools and diagnostic equipment to ensure correct integration with the vehicle structure and electrical systems. These products vary from market to market, please consult your Land Rover Retailer who will be pleased to advise you on current specifications and any query you may have.

The colours reproduced here are subject to the limitations of the printing process and may therefore vary slightly from the actual vehicle. The company reserves the right to alter or withdraw any colour finish without notice. Some of these colours may not be obtainable in your country. Please check availability of colours and current specifications with your Land Rover Retailer. Distributors and retailers are not agents of Jaguar Land Rover Limited and have absolutely no authority to bind Jaguar Land Rover Limited to any express or implied undertaking or representation.

Castrol EDGE Professional exclusively recommended by Land Rover.
Vehicle shown on front and back cover is HSE Luxury in Namib Orange.

Jaguar Land Rover India Limited

3rd Floor, Nanavati Mahalaya,
18 Homi Mody Street,
Mumbai – 400 001 India

jaguar.in

© Jaguar Land Rover Limited 2016.
Publication Number:
1L4621710CCSBXCEN01P

*Market delivery restrictions apply.
iPad and iPhone are trademarks of Apple Inc. registered in the US and other countries.

