



THE TVS APACHE RTR IN NEW COLORS.


THE TVS APACHE RTR 160 - REDESIGNED TO RACE IN FOUR NEW COLORS. RACING STRIPES RUNNING OVER PURE BLED COLORS MAKE THIS FULL-BODIED TRACK PRODIGY LOOK MORE ATHLETIC AND AERODYNAMIC. ITS LINEAR AND MINIMALISTIC DESIGN DEFINES THE HARD ANGLES, SCULPTED LINES AND MUSCULAR BUILD OF THE BEAST. THUS, COUPLING RACING ERGONOMICS WITH SIMPLICITY IN DESIGN. A DULL RACE TRACK COULD USE SOME COLORFUL SPEED LINES.

BECAUSE THE CHEQUERED FLAG IS BLACK AND WHITE.

RTR160


MUSCLED ENGINE COWL

- > Perpetual Motion Styling
- > Aerodynamic Razored Design



MUSCLED TAIL COWL

- > Radical Race Design
- > Lighter, Chiselled Tail




ROTO PETAL DISC BRAKES

- > 270mm of brute-force brake power
- > Enhanced Heat Dissipation



BEAST-INSPIRED HEADLAMPS

- > LED light guide combined with new pilot lamps to form a pair of intense animalistic eyes
- > Activated on ignition, night or day



RTR ENGINE

- > 15.2 PS of raw power
- > Short stroke/low-end torque
- > Best-in-class Power-to-Weight Ratio



MUSCLED TANK

- > Designed to combat wind-resistance
- > Aggressively angled Tank Cowl reduces engine heat by a spectacular 10°C

> Also available in



> GREY



> RED



> YELLOW



> BLACK



SCULPTED DIGITAL DISPLAY

- > New muscled styling
- > New Nocturnal-Blue Backlit Display
- > Countdown-on-ignition Speedometer
- > Race-inspired Carbon Fibre Cues

ENGINE

Type	4-Stroke
Displacement	159.7 cc
Cylinder arrangement	Single
Maximum Power	11.19 kW (15.2 bhp) @8500 rpm
Maximum Torque	13.1 Nm @ 6000 rpm
Bore x Stroke	62 mm x 52.9 mm
Compression Ratio	9.5:1
Carburetor	UCAL BS-26
Valve train	2 Valves, Single cam
Starting	Electric & Kick Start
Idle speed	1400 ± 200 rpm
Ignition	IDI-Dual mode digital ignition
Power-to-Weight Ratio	81.7 kW per 1000kg

BRAKES

Front	270 mm Petal Disc
Rear	200 mm Petal Disc 130 mm Drum Brake

WHEELS AND TYRES

Rim size	(Front) 1.85 x 17"
Rim size	(Rear) 2.15 x 17"
Tyre size	(Front) 90/90 x 17" (Tubeless)
Tyre size	(Rear) 110/80 x 17" (Tubeless)

WEIGHTS (kg)

Kerb weight	137
Max. payload	130

DIMENSIONS (mm)

Length	2085
Width	730
Height	1105
Wheelbase	1300
Ground clearance	165

TRANSMISSION

Clutch	Wet Multi-Plate
Primary reduction	65/21
Final reduction	3.385

CHASSIS

Type	Double Cradle SynchroSTIFF
------	----------------------------

SUSPENSION

Front	Telescopic Forks, 105 mm Stroke
Rear	Monotube Inverted Gas-filled shox (MIG) with spring aid

ACCELERATION

Max. Speed (Kmph)	118
-------------------	-----

ELECTRICALS

Battery	12V, 9.0 Ah (ES)
Alternator	AC Generator
Spark plug	BOSCH TWIN ELECTRODE
Headlamp	35/35 W Halogen HS1, Clear lens with MFR
Tail lamp	0.5 W. LED-Twin triangle with prism on lens
Stop lamp	3.5 W
Fuse	10 A
Fuel tank capacity	16.0 ltrs
Reserve	2.5 ltrs



TVS APACHE RTR 160 SPEC >



TVS MOTOR COMPANY **TVS**

TVS Motor Company Limited, P.B. No.4, Harita, Hosur - 635 109, Tamil Nadu, India.
Telephone: +91 (4344) 276780. Fax +91 (4344) 276878 / 277311. www.tvsapache.com

